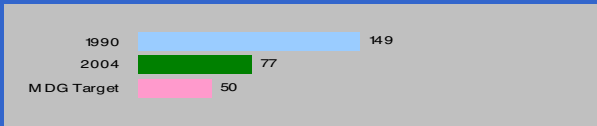


# BANGLADESH

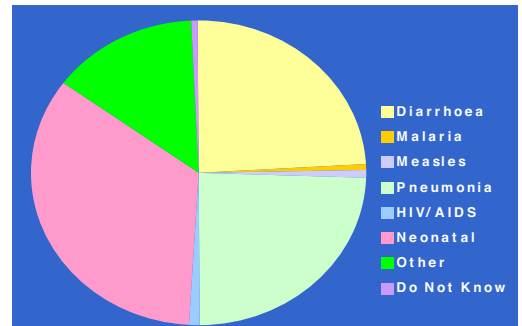
## Demographics

- Total under-five population 17,284,000
- Under-five mortality rank 58
- Under-one mortality rate 56
- Neonatal mortality rate 42

- Under-five mortality rate



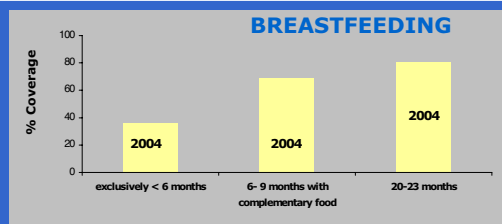
## Epidemiological Profile



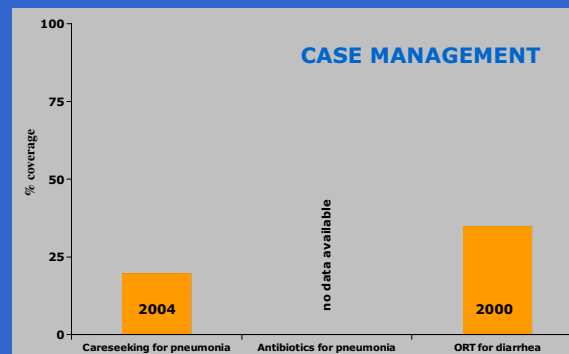
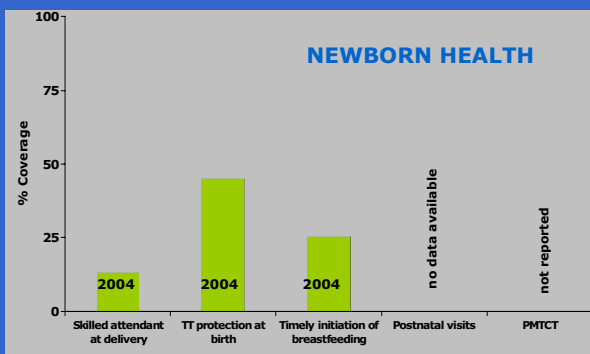

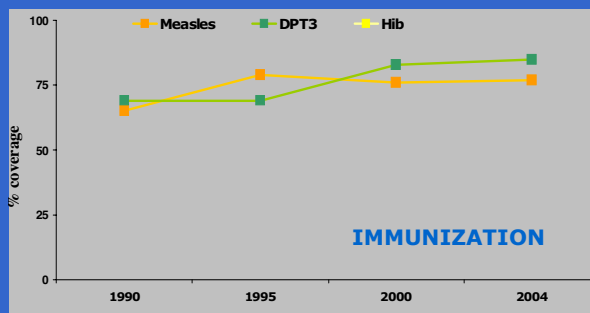
\*These estimates are not country specific. Based on epidemiological profile #1 as described in Black RE, Morris SS & Bryce J. Where and why are 10 million children dying every year. *Lancet* 2003; 361: 2226-34.

## Nutrition

- % low birth weight 36
- % under-fives stunted 43
- % under-fives underweight 48



## Child Survival Intervention Coverage



## National Health Policies

- Int'l Code of Marketing Breastmilk Substitutes
- New ORS formula
- Use of zinc for treatment of diarrhoea
- Hib vaccine in schedule as of 31 December 2004
- Community treatment of pneumonia with antibiotics

- |   |  |   |
|---|--|---|
| <input type="checkbox"/> YES            | <input type="checkbox"/> NO            | <input checked="" type="checkbox"/> Partial |
| <input type="checkbox"/> YES            | <input type="checkbox"/> NO            | <input checked="" type="checkbox"/> Partial |
| <input type="checkbox"/> YES            | <input type="checkbox"/> NO            | <input checked="" type="checkbox"/> Partial |
| <input type="checkbox"/> YES            | <input checked="" type="checkbox"/> NO | <input type="checkbox"/> Partial            |
| <input checked="" type="checkbox"/> YES | <input type="checkbox"/> NO            | <input type="checkbox"/> Partial            |

## Determinants of Coverage

- Policies and Political Commitment [under development]
- Human Resources [under development]
- Financial Flows: Per capita total expenditure on health at average exchange rate (USD) 2002 11

## Equity

