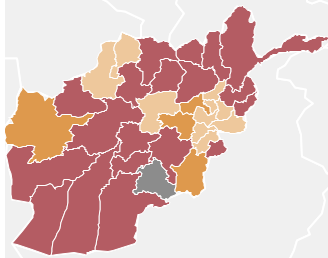


CCI Country Score: 49%

Demographics



Composite Coverage Index

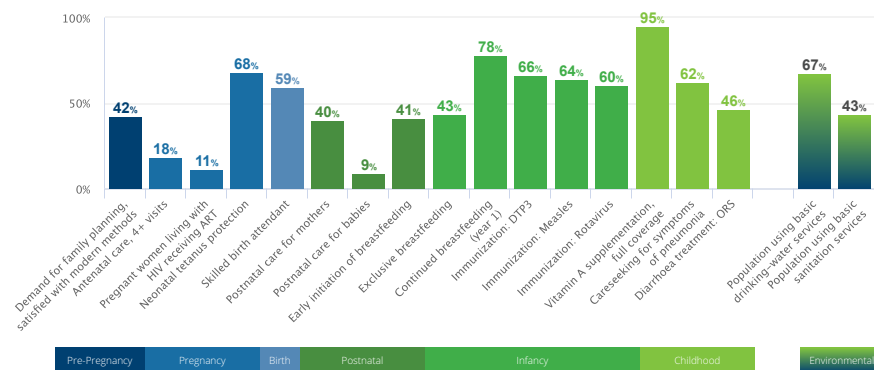
<50% 50-59% 60-69% 70-79% 80%+ No data

Total population (000)	38,042	2019
Total under 5 population (000)	5,639	2019
Total adolescent (10-19) population (000)	9,636	2019
Secondary completion rate (upper, females)	14%	2018
Total births (000)	1,212	2019
Total fertility rate (births per woman)	4.3	2019
Adolescent (15-19 years) birth rate (births per 1000 girls)	77	2014

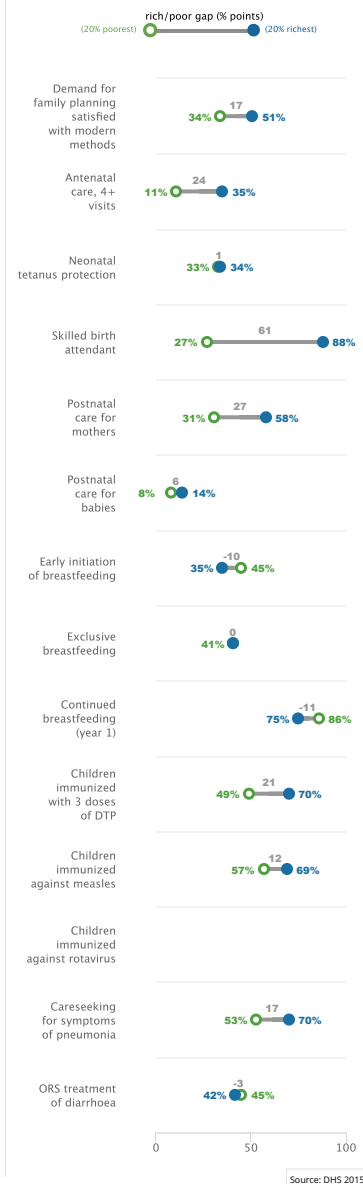
Birth registration	42%	2015
Total maternal deaths	7,700	2017
Lifetime risk of maternal deaths (1 in N)	33	2017
Stillbirth rate (per 1000 total births)	27	2015
Neonatal deaths, as % of all <5 deaths	60%	2018
Total under 5 deaths (000)	74	2018
Adolescent (10-19) mortality rate (per 100,000), by sex	173 girls 208 boys	2016

Continuum of Care Coverage

Percentage of those in need receiving coverage of key interventions across the continuum of care

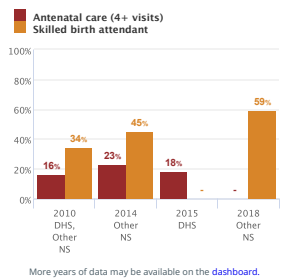


Equity

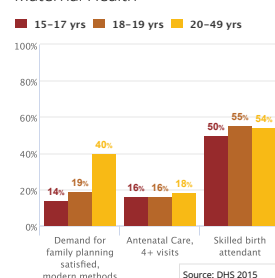


Maternal & Newborn Health

Pregnancy and Delivery Care



Adolescent Reproductive and Maternal Health



Additional Maternal and Neonatal Health Interventions

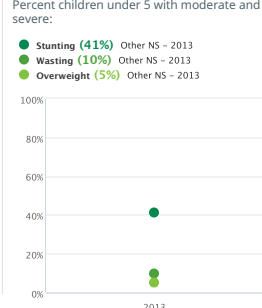
Pregnant women living with HIV receiving ART	11%	2018
Intermittent preventive treatment for malaria during pregnancy 3+	-	-
Institutional Delivery	43%/5%/48%	2015
C-section rate	7%/2%/3%	2015

Women's & Children's Nutrition

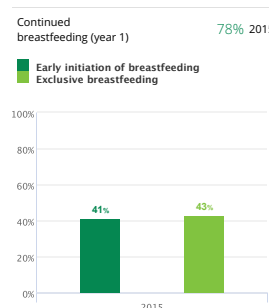
Essential Nutrition Indicators

Prevalence of anemia in women aged 15-49	42%	2016
Women of reproductive age, short stature	-	-
Women (20+) with: BMI <18.5 kg/m2 (thinness)	16%	2016
BMI 25-30 kg/m2 (overweight)	19%	2016
BMI > 30 kg/m2 (obese)	8%	2016
Iron/folic acid supplementation during pregnancy	7%	2015
Low birth weight prevalence	-	-
Vitamin A supplementation, full coverage	95%	2017
Minimum dietary diversity	22%	2015

Child Nutritional Status

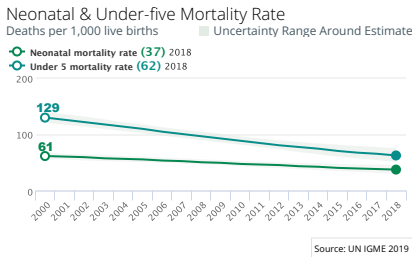
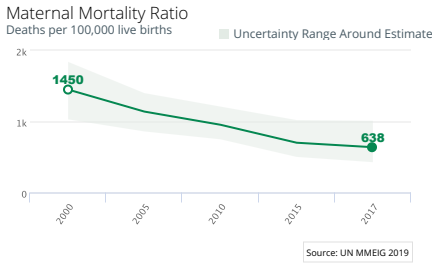


Breastfeeding Practices



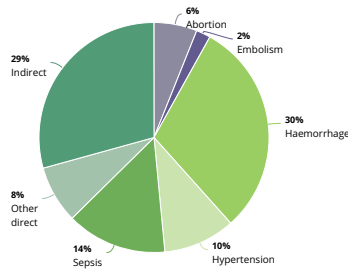
More information about indicator sources, definitions and other details can be found at: countdown2030.org/annexes

Demographics



Causes of Maternal Death - 2014

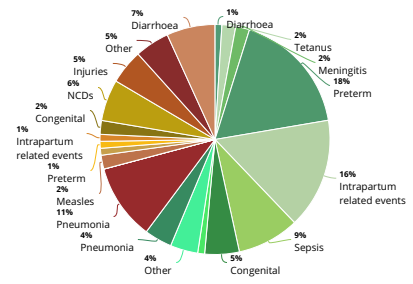
Regional estimates for Southern Asia



Source: WHO 2014

Causes of Death Under-Five - 2017

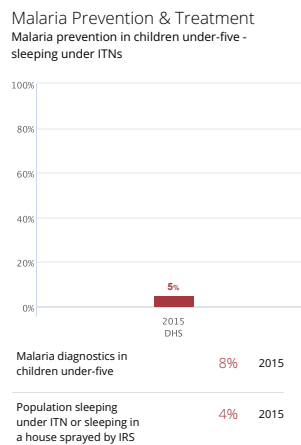
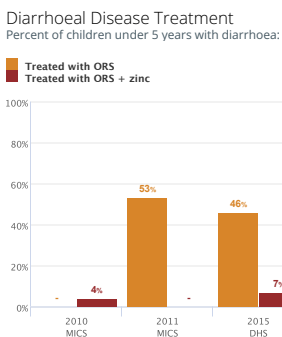
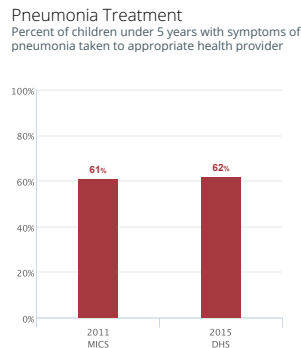
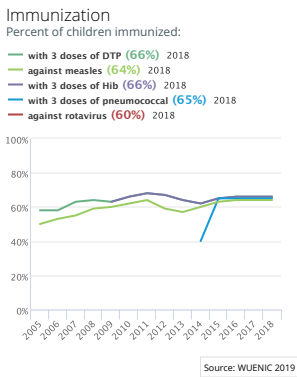
Globally nearly half of child deaths are attributable to undernutrition



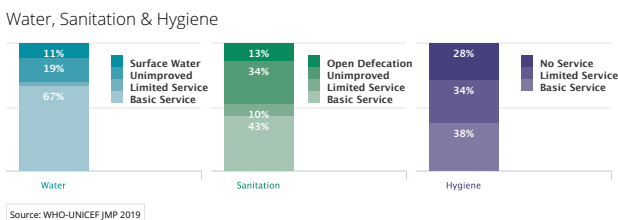
Children ages 1-59 months
Newborns ages 0-27 days
60% of deaths occur in the neonatal period

Source: WHO MCEE 2015

Child Health



Environmental



Policies, Systems & Financing

Legislative Policies

Legal age limit exists for adolescents to access family planning without spousal or parental consent

EMERGENCY CONTRACEPTION	CONTRACEPTIVE SERVICES
<input checked="" type="checkbox"/> Married Adolescents	<input checked="" type="checkbox"/> Married Adolescents
<input checked="" type="checkbox"/> Unmarried Adolescents	<input checked="" type="checkbox"/> Unmarried Adolescents

Legal status of abortion

<input checked="" type="checkbox"/> to save a woman's life	<input checked="" type="checkbox"/> to preserve physical health	<input checked="" type="checkbox"/> to preserve mental health	<input checked="" type="checkbox"/> for social & economic reason	<input checked="" type="checkbox"/> on request	<input checked="" type="checkbox"/> in case of rape	<input checked="" type="checkbox"/> in case of incest	<input checked="" type="checkbox"/> in case of foetal impairment
--	---	---	--	--	---	---	--

Maternity protection (Convention 183)

International Code of Marketing of Breastmilk Substitutes (provisions)

Legislation on food fortification

Governance

Costed national implementation plan(s) for reproductive, maternal, newborn and child health available

Maternal Death Review 2019

Civil society involvement in review of national maternal, newborn and child health programs

National coordinating body that looks at RMNCH or its components

National human rights institution authorized to consider matters related to RMNCH

Financing

Total expenditure on health, per capita: 57 2016

Government expenditure on health, per capita: 3 2016

Out of pocket expenditure as % of total expenditure on health: 77% 2016

General government expenditure on health as % of total government expenditure: 5% 2016

ODA to RMNCH (US\$)

Total: \$378 M 2017 Per capita: \$11 2017

Service Delivery

Life Saving Commodities in Essential Medicine List for RMNCH:

Reproductive Health: 1. Female Condom 2. Contraceptive implants 3. Emergency Contraception

Maternal Health: 1. Oxytocin 2. Misoprostol 3. Magnesium sulfate

Newborn Health: 1. Injectable Antibiotics 2. Antenatal Corticosteroids 3. Chlorhexidine

Child Health: 1. Amoxicillin 2. Oral Rehydration Salts 3. Zinc

National availability of functional Emergency Obstetric Care (% of recommended minimum)

Density of skilled health professionals (per 10,000 population)

Doctors: 2.8 2016 Nurses/Midwives: 3.2 2014

Midwives authorized for specific tasks

<input checked="" type="checkbox"/> Parenteral antibiotics	<input checked="" type="checkbox"/> Parenteral oxytocin	<input checked="" type="checkbox"/> Parenteral anti-convulsants	<input checked="" type="checkbox"/> Manual removal of placenta	<input checked="" type="checkbox"/> Removal of retained products of conception	<input checked="" type="checkbox"/> Assisted vaginal delivery	<input checked="" type="checkbox"/> Newborn resuscitation
--	---	---	--	--	---	---