

CCI Country Score: -

Composite Coverage Index

- <50%
- 50-59%
- 60-69%
- 70-79%
- 80% +
- No data

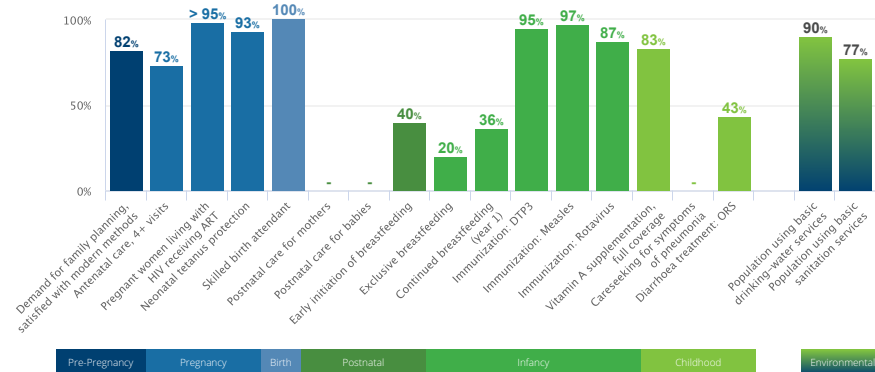
Demographics

Total population (000)	2,304	2019
Total under 5 population (000)	272	2019
Total adolescent (10-19) population (000)	463	2019
Secondary completion rate (upper, females)	-	-
Total births (000)	56	2019
Total fertility rate (births per woman)	2.8	2019
Adolescent (15-19 years) birth rate (births per 1000 girls)	50	2017

Birth registration	88%	2017
Total maternal deaths	81	2017
Lifetime risk of maternal deaths (1 in N)	220	2017
Stillbirth rate (per 1000 total births)	15	2015
Neonatal deaths, as % of all <5 deaths	67%	2018
Total under 5 deaths (000)	2	2018
Adolescent (10-19) mortality rate (per 100,000), by sex	114 girls 162 boys	2016

Continuum of Care Coverage

Percentage of those in need receiving coverage of key interventions across the continuum of care

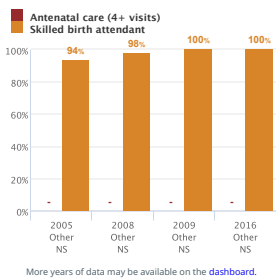


Equity

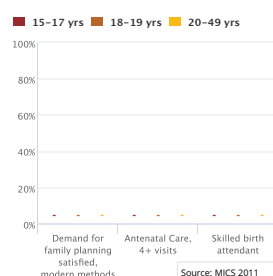


Maternal & Newborn Health

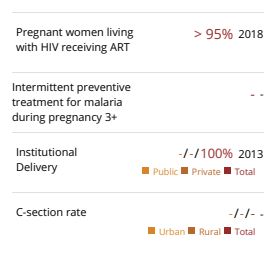
Pregnancy and Delivery Care
Percent women aged 15-49 years with:



Adolescent Reproductive and Maternal Health



Additional Maternal and Neonatal Health Interventions

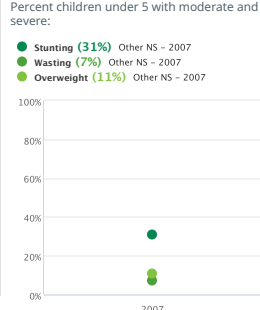


Women's & Children's Nutrition

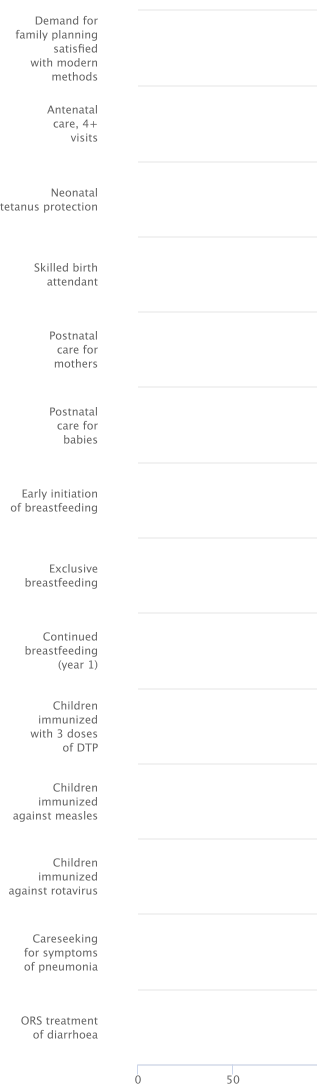
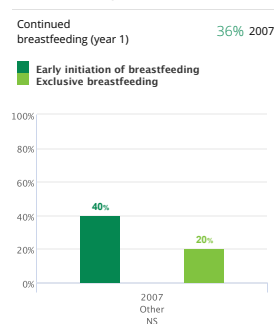
Essential Nutrition Indicators

Prevalence of anemia in women aged 15-49	30%	2016
Women of reproductive age, short stature	-	-
Women (20+) with: BMI <18.5 kg/m2 (thinness)	6%	2016
BMI 25-30 kg/m2 (overweight)	28%	2016
BMI > 30 kg/m2 (obese)	31%	2016
Iron/folic acid supplementation during pregnancy	-	-
Low birth weight prevalence	16%	2015
Vitamin A supplementation, full coverage	83%	2017
Minimum dietary diversity	-	-

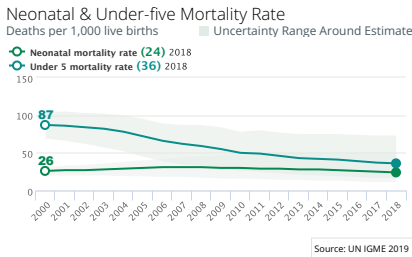
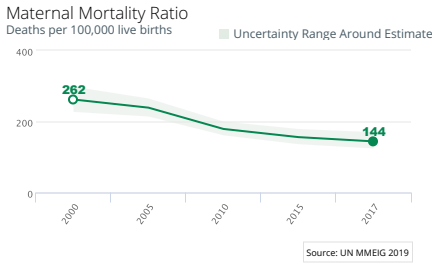
Child Nutritional Status



Breastfeeding Practices

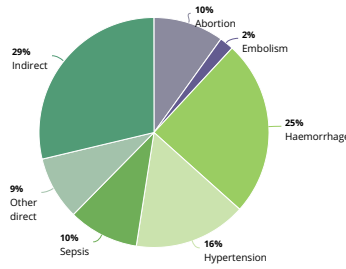


Demographics



Causes of Maternal Death - 2014

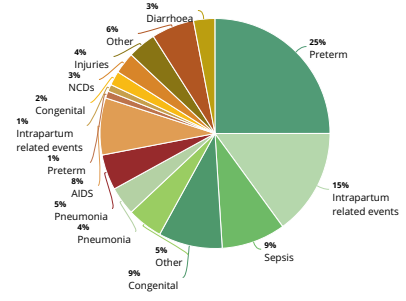
Regional estimates for Sub-Saharan Africa



Source: WHO 2014

Causes of Death Under-Five - 2017

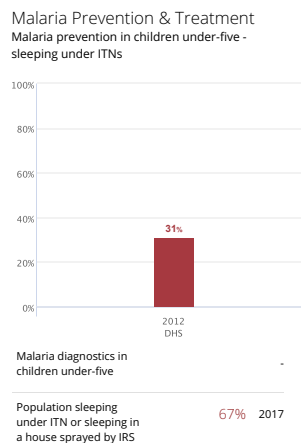
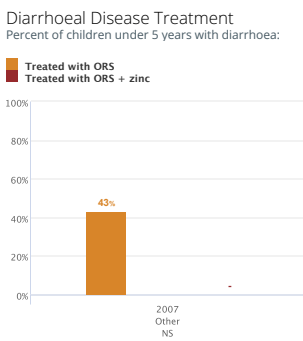
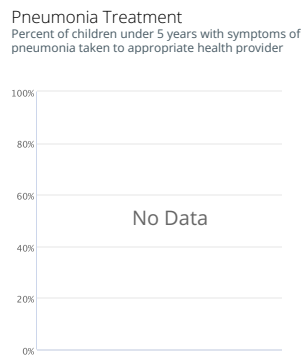
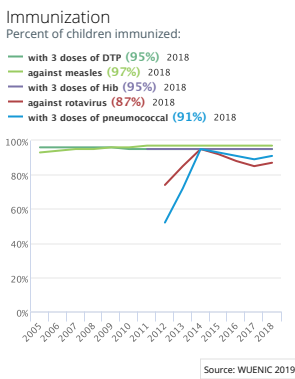
Globally nearly half of child deaths are attributable to undernutrition



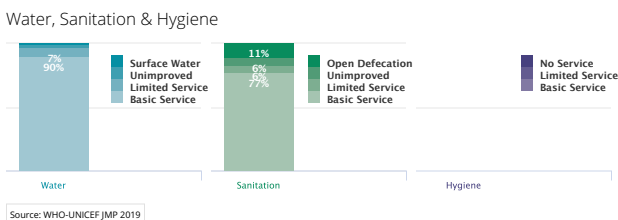
Children ages 1-59 months
Newborns ages 0-27 days
67% of deaths occur in the neonatal period

Source: WHO MCEE 2015

Child Health



Environmental



Policies, Systems & Financing

Legislative Policies

Legal age limit exists for adolescents to access family planning without spousal or parental consent

EMERGENCY CONTRACEPTION	CONTRACEPTIVE SERVICES
<input checked="" type="checkbox"/> Married Adolescents	<input checked="" type="checkbox"/> Married Adolescents
<input checked="" type="checkbox"/> Unmarried Adolescents	<input checked="" type="checkbox"/> Unmarried Adolescents

Legal status of abortion

<input checked="" type="checkbox"/> to save a woman's life	<input checked="" type="checkbox"/> to preserve physical health	<input checked="" type="checkbox"/> to preserve mental health	<input type="checkbox"/> for social & economic reason	<input type="checkbox"/> on request	<input checked="" type="checkbox"/> in case of rape	<input checked="" type="checkbox"/> in case of incest	<input checked="" type="checkbox"/> in case of foetal impairment
--	---	---	---	-------------------------------------	---	---	--

Maternity protection (Convention 183)

International Code of Marketing of Breastmilk Substitutes (provisions)

Legislation on food fortification

Governance

Costed national implementation plan(s) for reproductive, maternal, newborn and child health available

Maternal Death Review 2019

<input checked="" type="checkbox"/> A national policy to notify all maternal deaths	<input checked="" type="checkbox"/> A national policy to review all maternal deaths	<input checked="" type="checkbox"/> A national maternal death review committee	<input checked="" type="checkbox"/> A subnational maternal death review committee	<input checked="" type="checkbox"/> Both national and subnational maternal death review committees	QUARTERLY maternal death review committee meetings
---	---	--	---	--	---

Civil society involvement in review of national maternal, newborn and child health programs

National coordinating body that looks at RMNCH or its components

National human rights institution authorized to consider matters related to RMNCH

Financing

Total expenditure on health, per capita	380	2016
Government expenditure on health, per capita	212	2016
Out of pocket expenditure as % of total expenditure on health	5%	2016
General government expenditure on health as % of total government expenditure	56%	2016
ODA to RMNCH (US\$)	Total: \$43 M	Per capita: \$19
	2017	2017

Service Delivery

Life Saving Commodities in Essential Medicine List for RMNCH:

Reproductive Health: 1. Female Condom 2. Contraceptive Implants 3. Emergency Contraception

Maternal Health: 1. Oxytocin 2. Misoprostol 3. Magnesium sulfate

Newborn Health: 1. Injectable Antibiotics 2. Antenatal Corticosteroids 3. Chlorhexidine 4. Resuscitation equipment: Self-inflating bag

Child Health: 1. Amoxicillin 2. Oral Rehydration Salts 3. Zinc

National availability of functional Emergency Obstetric Care (% of recommended minimum)

Density of skilled health professionals (per 10,000 population)

Doctors: 3.7 2016
Nurses/Midwives: 33.0 2016

Midwives authorized for specific tasks

<input checked="" type="checkbox"/> Parenteral antibiotics	<input checked="" type="checkbox"/> Parenteral oxytocin	<input checked="" type="checkbox"/> Parenteral anti-convulsants	<input checked="" type="checkbox"/> Manual removal of placenta	<input checked="" type="checkbox"/> Removal of retained products of conception	<input checked="" type="checkbox"/> Assisted vaginal delivery	<input checked="" type="checkbox"/> Newborn resuscitation
--	---	---	--	--	---	---