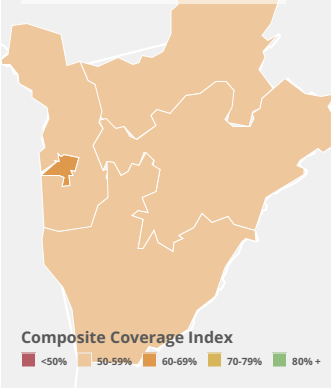


CCI Country Score: **56%**



**Composite Coverage Index**

<50% 50-59% 60-69% 70-79% 80%+ No data

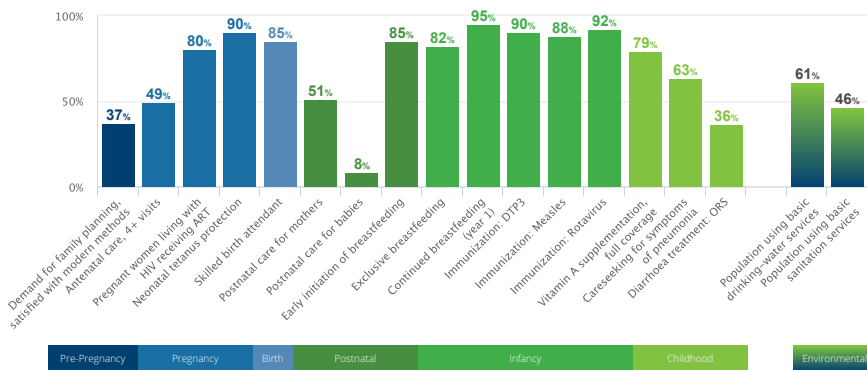
**Demographics**

Total population (000)	11,531	2019
Total under 5 population (000)	2,019	2019
Total adolescent (10-19) population (000)	2,624	2019
Secondary completion rate (upper, females)	3%	2018
Total births (000)	443	2019
Total fertility rate (births per woman)	5.3	2019
Adolescent (15-19 years) birth rate (births per 1000 girls)	58	2015

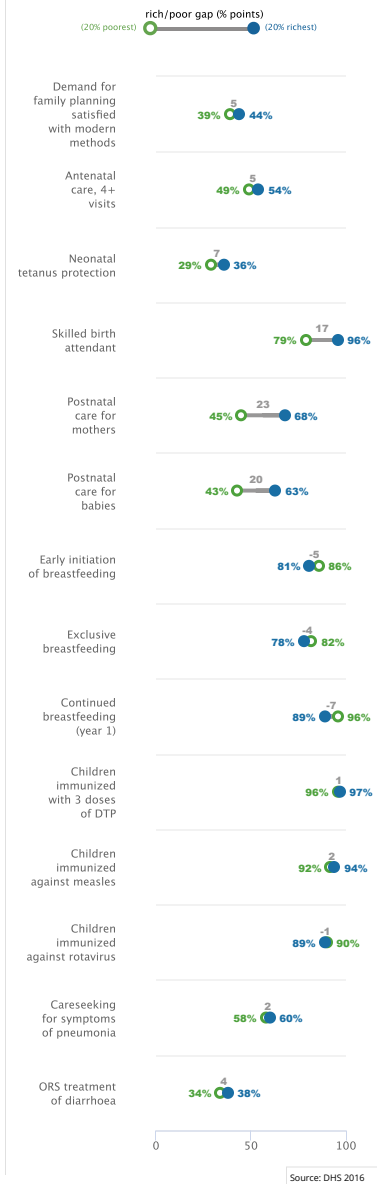
Birth registration	84%	2017
Total maternal deaths	2,400	2017
Lifetime risk of maternal deaths (1 in N)	33	2017
Stillbirth rate (per 1000 total births)	27	2015
Neonatal deaths, as % of all <5 deaths	38%	2018
Total under 5 deaths (000)	25	2018
Adolescent (10-19) mortality rate (per 100,000), by sex	273 girls 291 boys	2016

**Continuum of Care Coverage**

Percentage of those in need receiving coverage of key interventions across the continuum of care

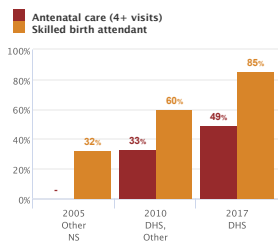


**Equity**

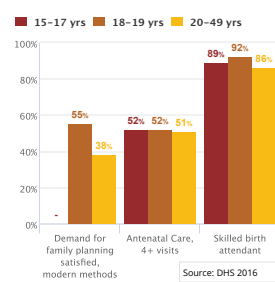


**Maternal & Newborn Health**

**Pregnancy and Delivery Care**  
Percent women aged 15-49 years with:



**Adolescent Reproductive and Maternal Health**



**Additional Maternal and Neonatal Health Interventions**

Pregnant women living with HIV receiving ART	80%	2018
Intermittent preventive treatment for malaria during pregnancy 3+	13%	2017
Institutional Delivery	72%/12%/84%	2017
C-section rate	12%/3%/4%	2010

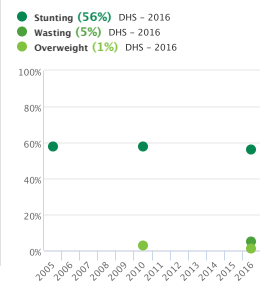
**Women's & Children's Nutrition**

**Essential Nutrition Indicators**

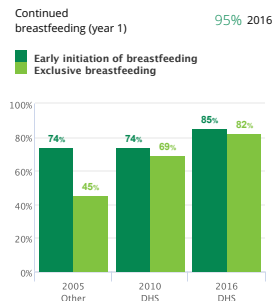
Prevalence of anemia in women aged 15-49	27%	2016
Women of reproductive age, short stature	5%	2010
Women (20+) with: BMI <18.5 kg/m2 (thinness)	11%	2016
BMI 25-30 kg/m2 (overweight)	22%	2016
BMI > 30 kg/m2 (obese)	9%	2016
Iron/folic acid supplementation during pregnancy	1%	2016
Low birth weight prevalence	15%	2015
Vitamin A supplementation, full coverage	79%	2017
Minimum dietary diversity	18%	2016

**Child Nutritional Status**

Percent children under 5 with moderate and severe:

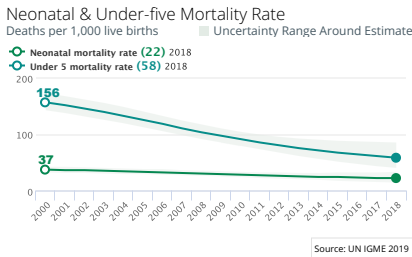
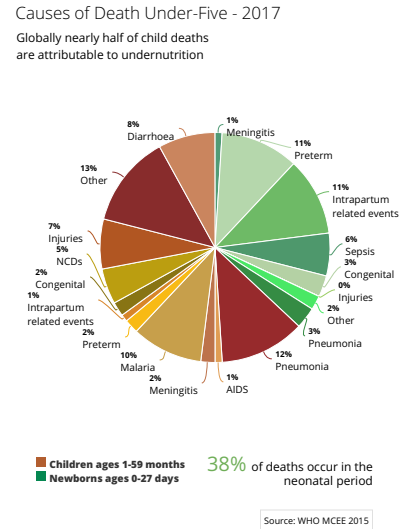
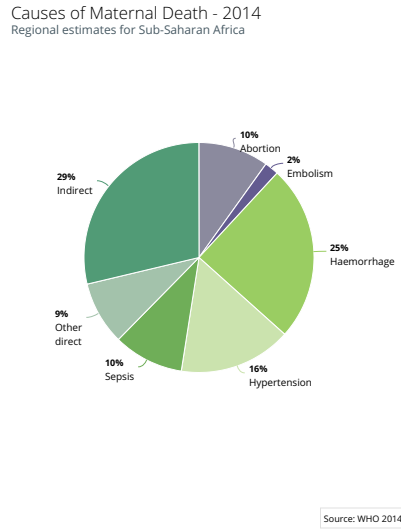
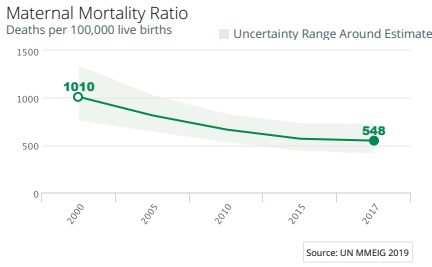


**Breastfeeding Practices**

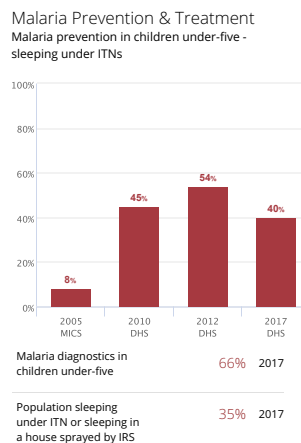
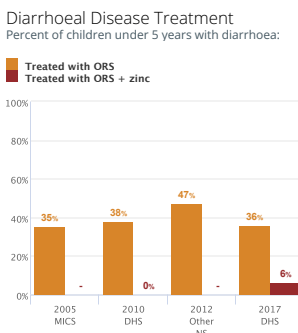
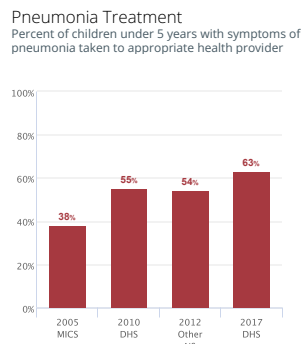
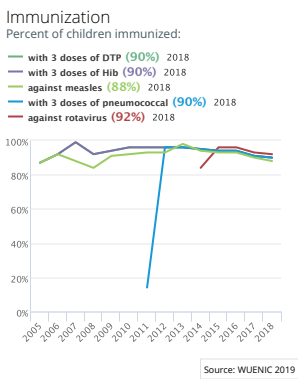


More information about indicator sources, definitions and other details can be found at: [countdown2030.org/annexes](http://countdown2030.org/annexes)

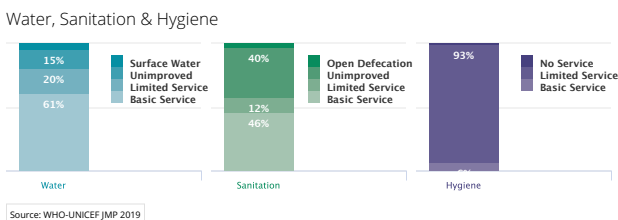
Demographics



Child Health



Environmental



Policies, Systems & Financing

### Legislative Policies

Legal age limit exists for adolescents to access family planning without spousal or parental consent

EMERGENCY CONTRACEPTION	CONTRACEPTIVE SERVICES
<input checked="" type="checkbox"/> Married Adolescents	<input checked="" type="checkbox"/> Married Adolescents
<input checked="" type="checkbox"/> Unmarried Adolescents	<input checked="" type="checkbox"/> Unmarried Adolescents

Legal status of abortion

<input checked="" type="checkbox"/> to save a woman's life	<input checked="" type="checkbox"/> to preserve physical health	<input checked="" type="checkbox"/> to preserve mental health	<input checked="" type="checkbox"/> for social & economic reason	<input checked="" type="checkbox"/> on request	<input checked="" type="checkbox"/> in case of rape	<input checked="" type="checkbox"/> in case of incest	<input checked="" type="checkbox"/> in case of foetal impairment
--	---	---	--	--	---	---	--

Maternity protection (Convention 183)

International Code of Marketing of Breastmilk Substitutes (provisions)

Legislation on food fortification

Governance

Costed national implementation plan(s) for reproductive, maternal, newborn and child health available

Maternal Death Review 2019

Civil society involvement in review of national maternal, newborn and child health programs

National coordinating body that looks at RMNCH or its components

National human rights institution authorized to consider matters related to RMNCH

Financing

Total expenditure on health, per capita: 23 2016

Government expenditure on health, per capita: 5 2016

Out of pocket expenditure as % of total expenditure on health: 25% 2016

General government expenditure on health as % of total government expenditure: 23% 2016

ODA to RMNCH (US\$)

Service Delivery

Life Saving Commodities in Essential Medicine List for RMNCH:

Reproductive Health: 1. Female Condom, 2. Contraceptive Implants, 3. Emergency Contraception

Maternal Health: 1. Oxytocin, 2. Misoprostol, 3. Magnesium sulfate

Newborn Health: 1. Injectable Antibiotics, 2. Antenatal Corticosteroids, 3. Chlorhexidine, 4. Resuscitation equipment: Self-inflating bag

Child Health: 1. Amoxicillin, 2. Oral Rehydration Salts, 3. Zinc

National availability of functional Emergency Obstetric Care (% of recommended minimum): 13% 2018

Density of skilled health professionals (per 10,000 population): Doctors: 0.5 2016, Nurses/Midwives: 6.8 2016

Midwives authorized for specific tasks