

CCI Country Score: -



Demographics

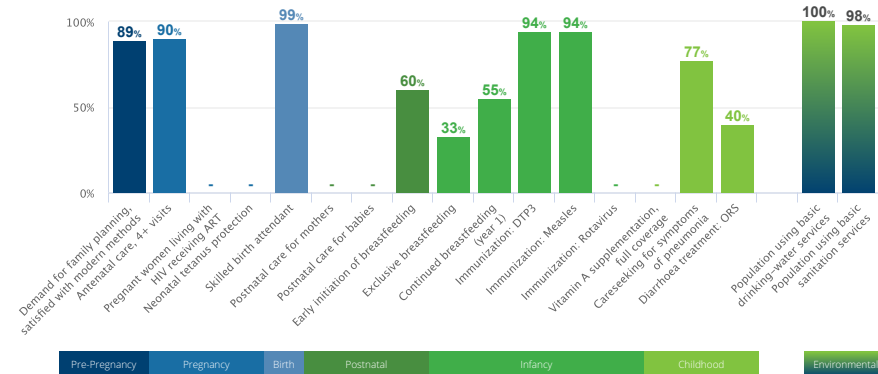
Total population (000)	5,048	2019	Birth registration	100%	2013
Total under 5 population (000)	351	2019	Total maternal deaths	19	2017
Total adolescent (10-19) population (000)	724	2019	Lifetime risk of maternal deaths (1 in N)	1,900	2017
Secondary completion rate (upper, females)	56%	2018	Stillbirth rate (per 1000 total births)	6	2015
Total births (000)	69	2019	Neonatal deaths, as % of all <5 deaths	67%	2018
Total fertility rate (births per woman)	1.7	2019	Total under 5 deaths (000)	1	2018
Adolescent (15-19 years) birth rate (births per 1000 girls)	53	2016	Adolescent (10-19) mortality rate (per 100,000), by sex	30 girls 57 boys	2016

Composite Coverage Index

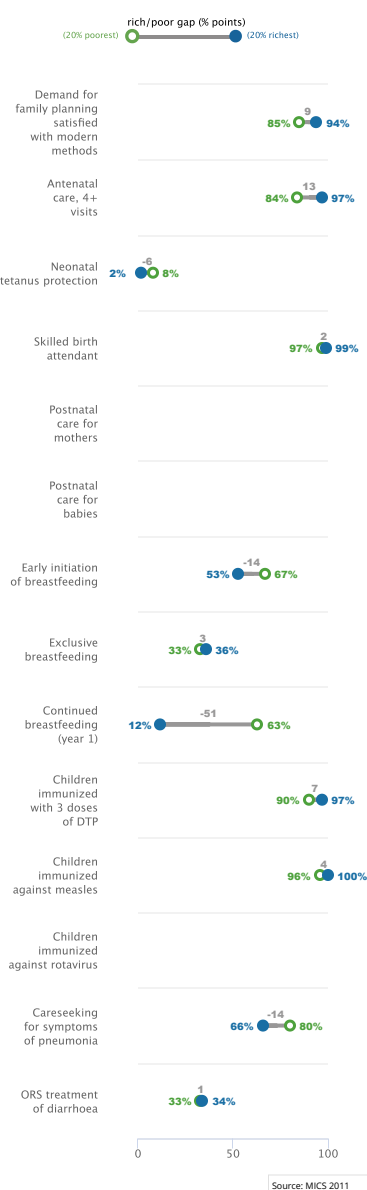


Continuum of Care Coverage

Percentage of those in need receiving coverage of key interventions across the continuum of care

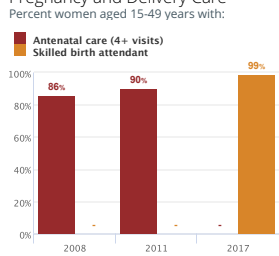


Equity

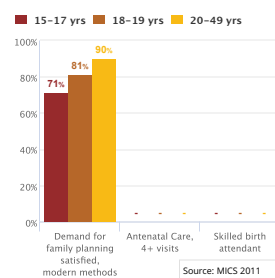


Maternal & Newborn Health

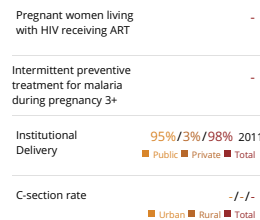
Pregnancy and Delivery Care



Adolescent Reproductive and Maternal Health



Additional Maternal and Neonatal Health Interventions

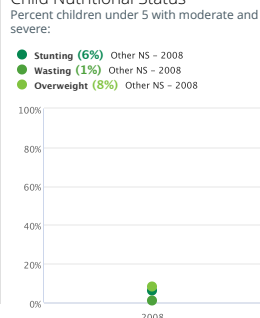


Women's & Children's Nutrition

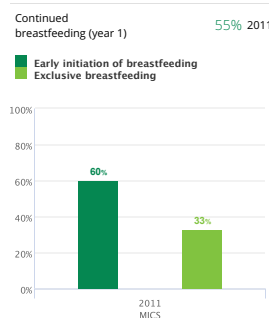
Essential Nutrition Indicators

Prevalence of anemia in women aged 15-49	15%	2016
Women of reproductive age, short stature	-	-
Women (20+) with: BMI <18.5 kg/m2 (thinness)	2%	2016
BMI 25-30 kg/m2 (overweight)	33%	2016
BMI > 30 kg/m2 (obese)	32%	2016
Iron/folic acid supplementation during pregnancy	-	-
Low birth weight prevalence	7%	2015
Vitamin A supplementation, full coverage	-	-
Minimum dietary diversity	-	-

Child Nutritional Status

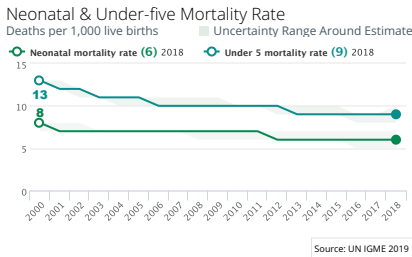
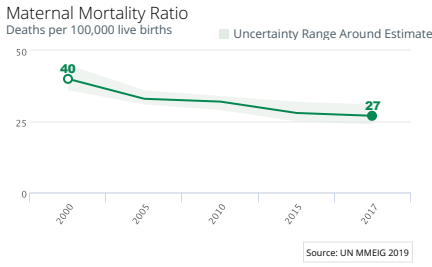


Breastfeeding Practices



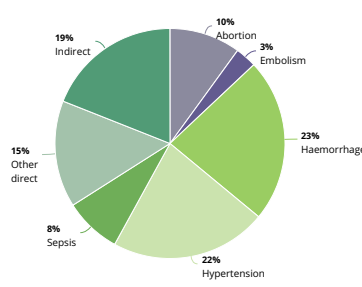
More information about indicator sources, definitions and other details can be found at: countdown2030.org/annexes

Demographics



Causes of Maternal Death - 2014

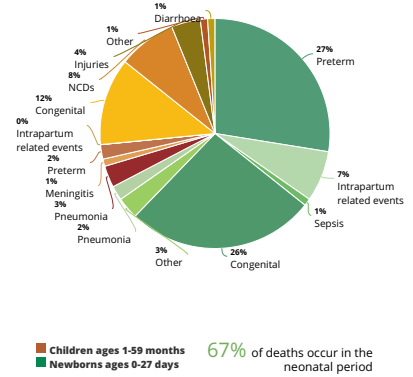
Regional estimates for Latin America and Caribbean



Source: WHO 2014

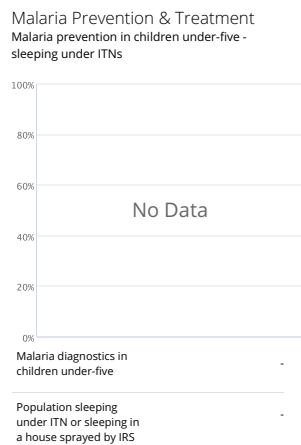
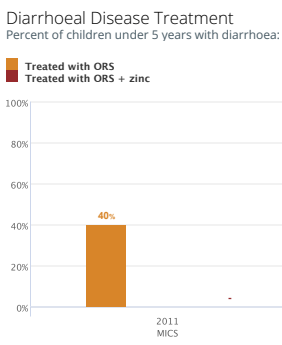
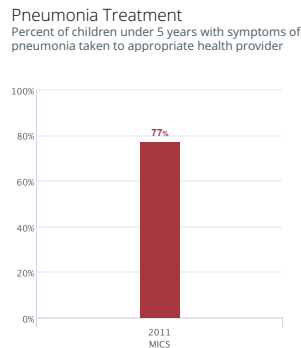
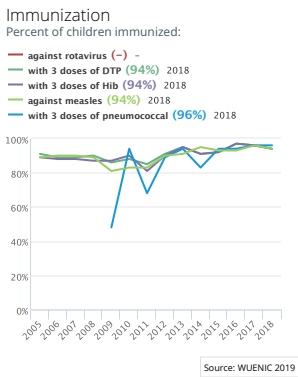
Causes of Death Under-Five - 2017

Globally nearly half of child deaths are attributable to undernutrition

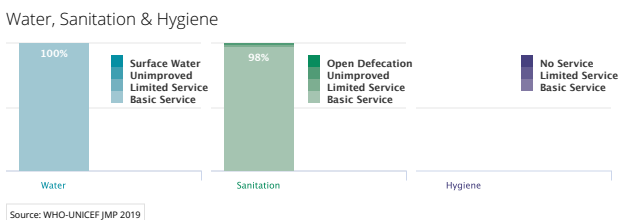


Source: WHO MCEE 2015

Child Health



Environmental



Policies, Systems & Financing

Legislative Policies

Legal age limit exists for adolescents to access family planning without spousal or parental consent

EMERGENCY CONTRACEPTION		CONTRACEPTIVE SERVICES	
<input type="checkbox"/> Married Adolescents	<input type="checkbox"/> Unmarried Adolescents	<input checked="" type="checkbox"/> Married Adolescents	<input checked="" type="checkbox"/> Unmarried Adolescents

Legal status of abortion

<input checked="" type="checkbox"/> to save a woman's life	<input checked="" type="checkbox"/> to preserve physical health	<input checked="" type="checkbox"/> to preserve mental health	<input checked="" type="checkbox"/> for social & economic reason	<input checked="" type="checkbox"/> on request	<input checked="" type="checkbox"/> in case of rape	<input checked="" type="checkbox"/> in case of incest	<input checked="" type="checkbox"/> in case of foetal impairment
--	---	---	--	--	---	---	--

Maternity protection (Convention 183)

International Code of Marketing of Breastmilk Substitutes (provisions)

Legislation on food fortification

Governance

Costed national implementation plan(s) for reproductive, maternal, newborn and child health available

Maternal Death Review 2019

<input checked="" type="checkbox"/> A national policy to notify all maternal deaths	<input checked="" type="checkbox"/> A national policy to review all maternal deaths	<input checked="" type="checkbox"/> A national maternal death review committee	<input checked="" type="checkbox"/> A subnational maternal death review committee	<input checked="" type="checkbox"/> Both national and subnational maternal death review committees	MONTHLY maternal death review committee meetings
---	---	--	---	--	---

Civil society involvement in review of national maternal, newborn and child health programs

National coordinating body that looks at RMNCH or its components

National human rights institution authorized to consider matters related to RMNCH

Financing

Total expenditure on health, per capita	889	2016
Government expenditure on health, per capita	664	2016
Out of pocket expenditure as % of total expenditure on health	22%	2016
General government expenditure on health as % of total government expenditure	75%	2016
ODA to RMNCH (US\$)	Total: \$2 M	2017
	Per capita: \$1	2017

Service Delivery

Life Saving Commodities in Essential Medicine List for RMNCH:

Reproductive Health: 1. Female Condom 2. Contraceptive Implants 3. Emergency Contraception

Maternal Health: 1. Oxytocin 2. Misoprostol 3. Magnesium sulfate

Newborn Health: 1. Injectable Antibiotics 2. Antenatal Corticosteroids 3. Chlorhexidine 4. Resuscitation equipment: Self-inflating bag

Child Health: 1. Amoxicillin 2. Oral Rehydration Salts 3. Zinc

National availability of functional Emergency Obstetric Care (% of recommended minimum)

Density of skilled health professionals (per 10,000 population)

Doctors: 11.5 2013
Nurses/Midwives: 8.0 2013

Midwives authorized for specific tasks

<input type="checkbox"/> Parenteral antibiotics	<input type="checkbox"/> Parenteral oxytocin	<input type="checkbox"/> Parenteral anti-convulsants	<input type="checkbox"/> Manual removal of placenta	<input type="checkbox"/> Removal of retained products of conception	<input type="checkbox"/> Assisted vaginal delivery	<input type="checkbox"/> Newborn resuscitation
---	--	--	---	---	--	--