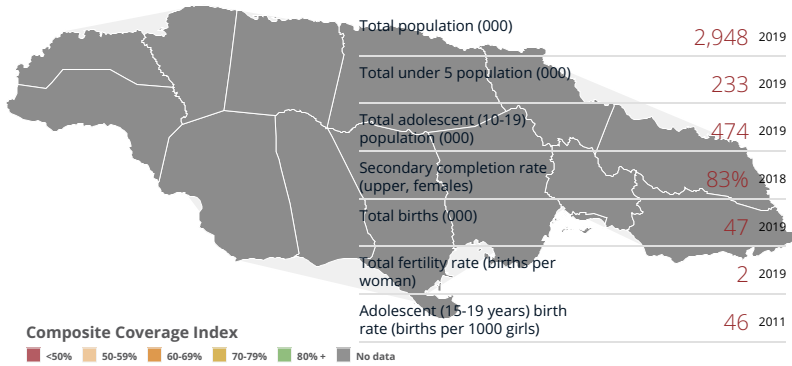


CCI Country Score: -

Demographics



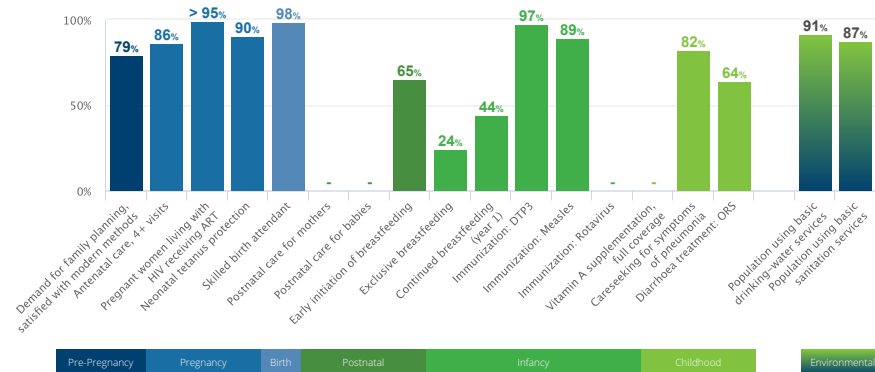
Birth registration	98%	2017
Total maternal deaths	38	2017
Lifetime risk of maternal deaths (1 in N)	600	2017
Stillbirth rate (per 1000 total births)	19	2015
Neonatal deaths, as % of all <5 deaths	71%	2018
Total under 5 deaths (000)	1	2018
Adolescent (10-19) mortality rate (per 100,000), by sex	45 girls 70 boys	2016

Composite Coverage Index

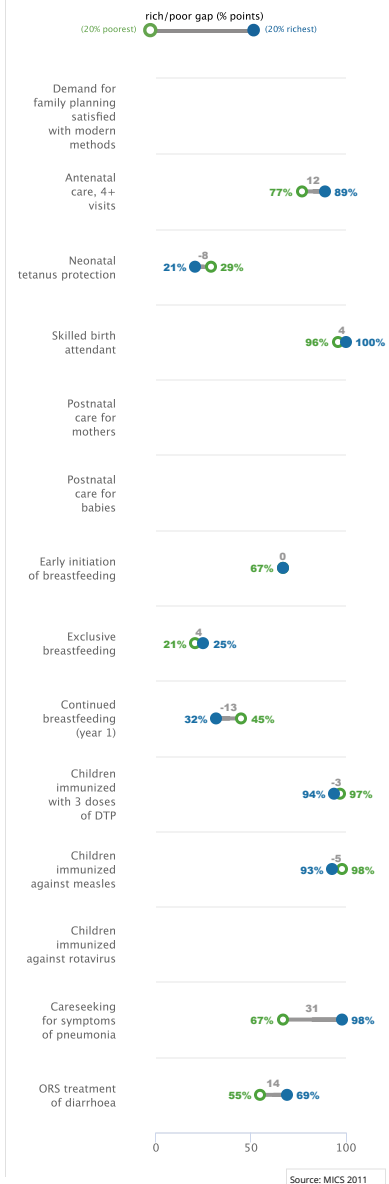


Continuum of Care Coverage

Percentage of those in need receiving coverage of key interventions across the continuum of care

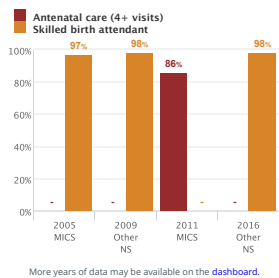


Equity

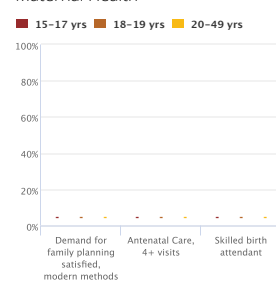


Maternal & Newborn Health

Pregnancy and Delivery Care



Adolescent Reproductive and Maternal Health



Additional Maternal and Neonatal Health Interventions

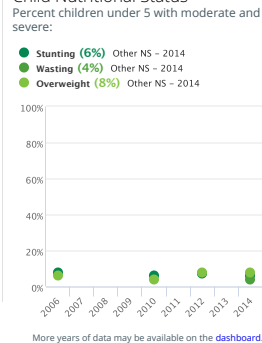
Pregnant women living with HIV receiving ART	> 95%	2018
Intermittent preventive treatment for malaria during pregnancy 3+	-	-
Institutional Delivery	90%/8%/99%	2011
C-section rate	25%/17%/21%	2011

Women's & Children's Nutrition

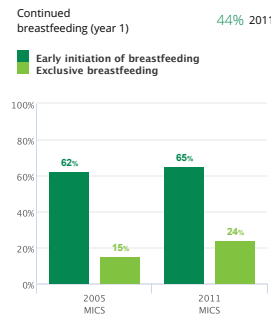
Essential Nutrition Indicators

Prevalence of anemia in women aged 15-49	23%	2016
Women of reproductive age, short stature	-	-
Women (20+) with: BMI <18.5 kg/m2 (thinness)	3%	2016
BMI 25-30 kg/m2 (overweight)	30%	2016
BMI > 30 kg/m2 (obese)	35%	2016
Iron/folic acid supplementation during pregnancy	-	-
Low birth weight prevalence	15%	2015
Vitamin A supplementation, full coverage	-	-
Minimum dietary diversity	-	-

Child Nutritional Status

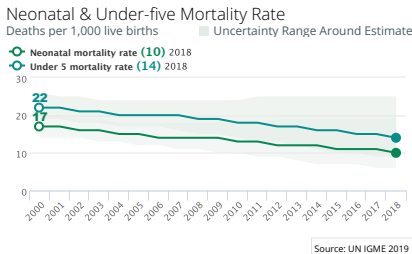
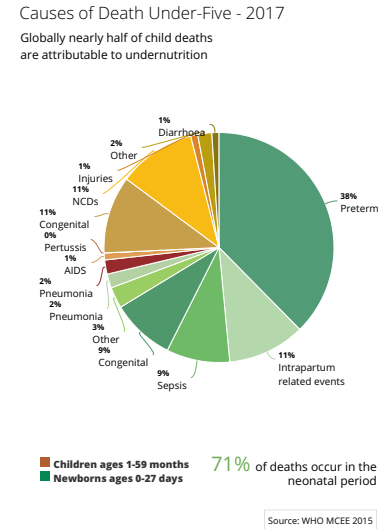
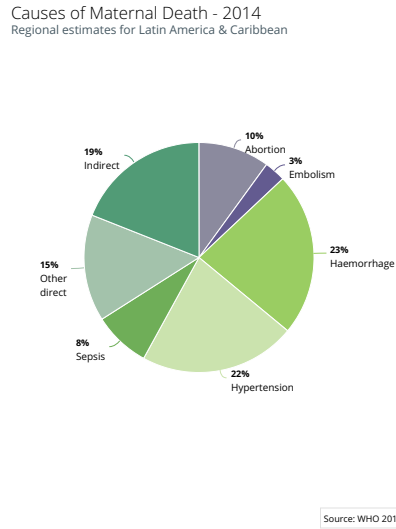
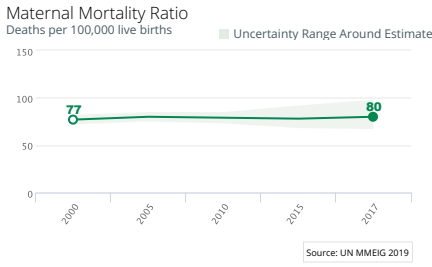


Breastfeeding Practices

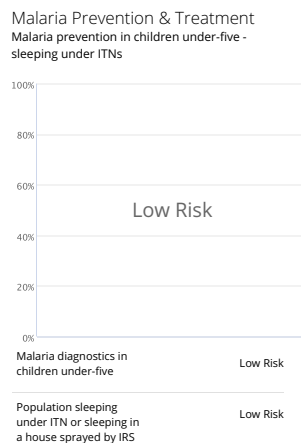
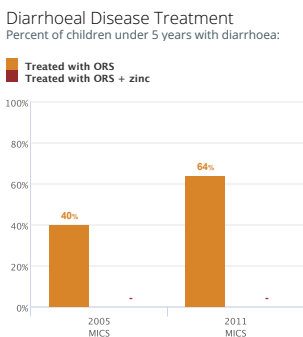
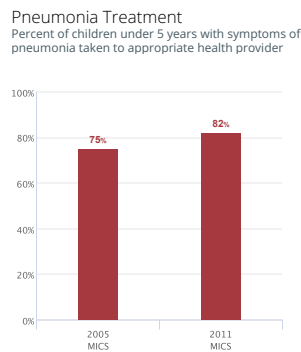
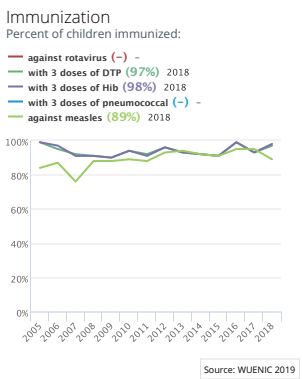


More information about indicator sources, definitions and other details can be found at: [countdown2030.org/annexes](http://countdown2030.org/annexes)

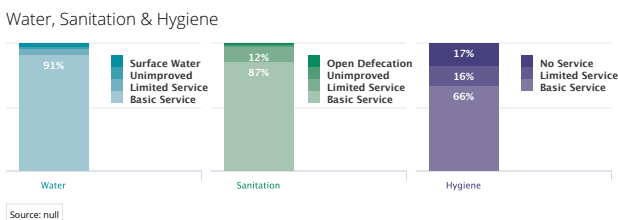
Demographics



Child Health



Environmental



Policies, Systems & Financing

### Legislative Policies

Legal age limit exists for adolescents to access family planning without spousal or parental consent

EMERGENCY CONTRACEPTION	CONTRACEPTIVE SERVICES
<input type="checkbox"/> Married Adolescents	<input type="checkbox"/> Married Adolescents
<input type="checkbox"/> Unmarried Adolescents	<input type="checkbox"/> Unmarried Adolescents

### Legal status of abortion

<input type="checkbox"/> to save a woman's life	<input type="checkbox"/> to preserve physical health	<input type="checkbox"/> to preserve mental health	<input type="checkbox"/> for social & economic reason	<input type="checkbox"/> on request	<input type="checkbox"/> in case of rape	<input type="checkbox"/> in case of incest	<input type="checkbox"/> in case of foetal impairment
---	--	--	---	-------------------------------------	--	--	---

### Maternity protection (Convention 183)

No

### International Code of Marketing of Breastmilk Substitutes (provisions)

None  Few  Many  Full

### Legislation on food fortification

Wheat  Maize  Rice

NO OR UNKNOWN

### Governance

Costed national implementation plan(s) for reproductive, maternal, newborn and child health available

Combined Plan  Plan with at least one component

### Maternal Death Review 2014

<input checked="" type="checkbox"/> A national policy to notify all maternal deaths	<input checked="" type="checkbox"/> A national policy to review all maternal deaths	<input checked="" type="checkbox"/> A national maternal death review committee	<input checked="" type="checkbox"/> A subnational maternal death review committee	<input checked="" type="checkbox"/> Both national and subnational maternal death review committees	<input type="checkbox"/> maternal death review committee meetings
---	---	--	---	--	---

### Civil society involvement in review of national maternal, newborn and child health programs

No Data

### National coordinating body that looks at RMNCH or its components

No Data

### National human rights institution authorized to consider matters related to RMNCH

No Data

### Financing

Total expenditure on health, per capita	296	2016
Government expenditure on health, per capita	179	2016
Out of pocket expenditure as % of total expenditure on health	22%	2016
General government expenditure on health as % of total government expenditure	61%	2016
ODA to RMNCH (US\$)	Total: \$32 M	2017
	Per capita: \$11	2017

### Service Delivery

Life Saving Commodities in Essential Medicine List for RMNCH:

Reproductive Health:  1. Female Condom  2. Contraceptive Implants  3. Emergency Contraception

Maternal Health:  1. Oxytocin  2. Misoprostol  3. Magnesium sulfate

Newborn Health:  1. Injectable Antibiotics  2. Antenatal Corticosteroids  3. Chlorhexidine

Child Health:  1. Amoxicillin  2. Oral Rehydration Salts  3. Zinc

National availability of functional Emergency Obstetric Care (% of recommended minimum): 93% 2016

Density of skilled health professionals (per 10,000 population): Doctors: 13.2 2017 Nurses/Midwives: 11.4 2017

### Midwives authorized for specific tasks

<input checked="" type="checkbox"/> Parenteral antibiotics	<input checked="" type="checkbox"/> Parenteral oxytocin	<input checked="" type="checkbox"/> Parenteral anti-convulsants	<input checked="" type="checkbox"/> Manual removal of placenta	<input checked="" type="checkbox"/> Removal of retained products of conception	<input checked="" type="checkbox"/> Assisted vaginal delivery	<input checked="" type="checkbox"/> Newborn resuscitation
--	---	---	--	--	---	---