

CCI Country Score: -

Demographics



Total population (000)	118	2019
Total under 5 population (000)	15	2019
Total adolescent (10-19) population (000)	23	2019
Secondary completion rate (upper, females)	-	-
Total births (000)	3	2019
Total fertility rate (births per woman)	3.5	2019
Adolescent (15-19 years) birth rate (births per 1000 girls)	49	2010

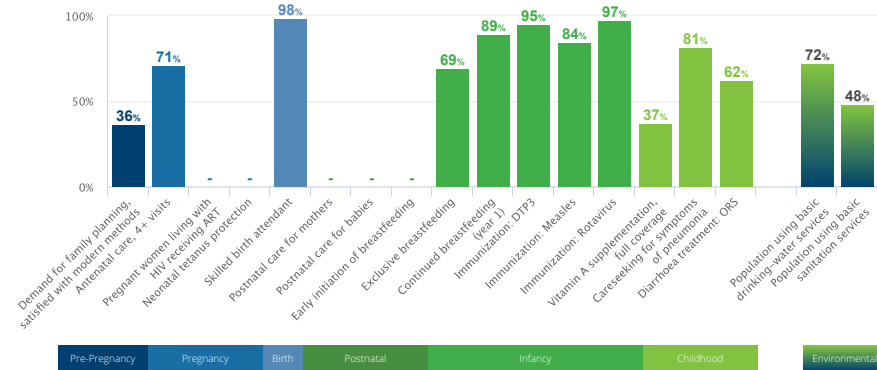
Birth registration	94%	2009
Total maternal deaths	3	2017
Lifetime risk of maternal deaths (1 in N)	290	2017
Stillbirth rate (per 1000 total births)	16	2015
Neonatal deaths, as % of all <5 deaths	44%	2018
Total under 5 deaths (000)	0	2018
Adolescent (10-19) mortality rate (per 100,000), by sex	62 girls 114 boys	2016

Composite Coverage Index



Continuum of Care Coverage

Percentage of those in need receiving coverage of key interventions across the continuum of care

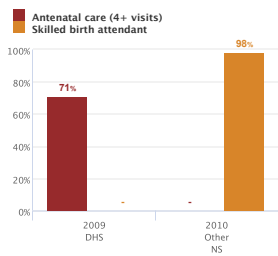


Equity

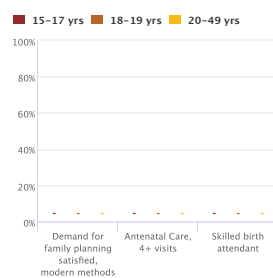


Maternal & Newborn Health

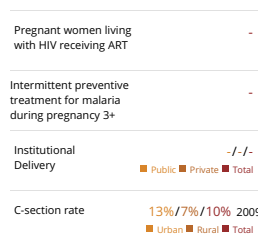
Pregnancy and Delivery Care



Adolescent Reproductive and Maternal Health



Additional Maternal and Neonatal Health Interventions



Women's & Children's Nutrition


Essential Nutrition Indicators

Prevalence of anemia in women aged 15-49	26%	2016
Women of reproductive age, short stature	-	-
Women (20+) with: BMI <18.5 kg/m2 (thinness)	1%	2016
BMI 25-30 kg/m2 (overweight)	31%	2016
BMI > 30 kg/m2 (obese)	52%	2016
Iron/folic acid supplementation during pregnancy	-	-
Low birth weight prevalence	-	-
Vitamin A supplementation, full coverage	37%	2017
Minimum dietary diversity	-	-

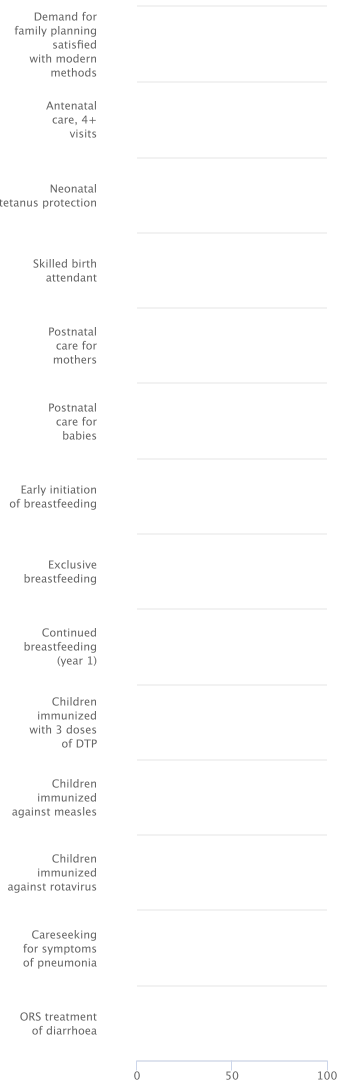
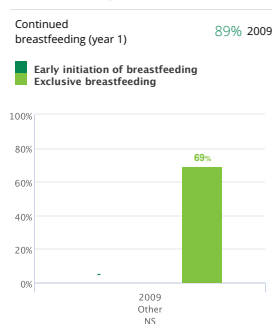
Child Nutritional Status

Percent children under 5 with moderate and severe:

- Stunting (-)
- Wasting (-)
- Overweight (-)

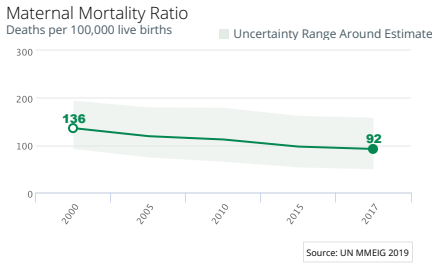


Breastfeeding Practices



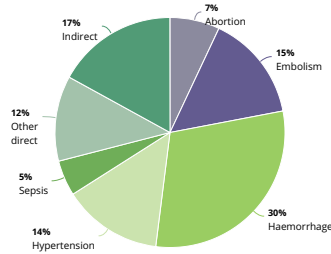
More information about indicator sources, definitions and other details can be found at: countdown2030.org/annexes

Demographics



Causes of Maternal Death - 2014

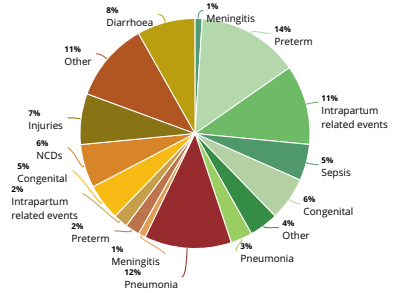
Regional estimates for Oceania



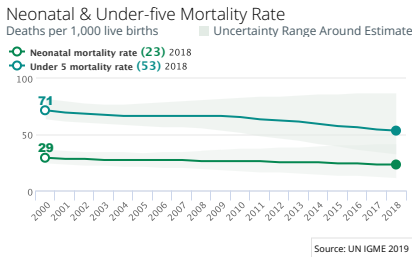
Source: WHO 2014

Causes of Death Under-Five - 2017

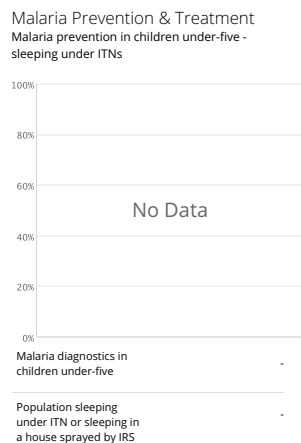
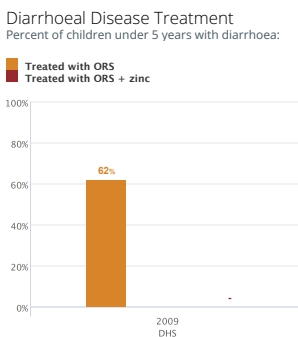
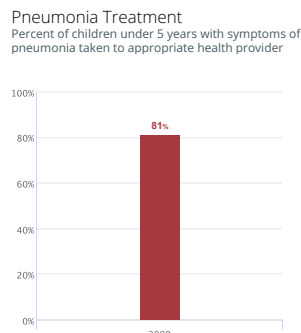
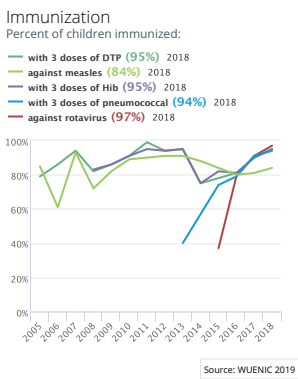
Globally nearly half of child deaths are attributable to undernutrition



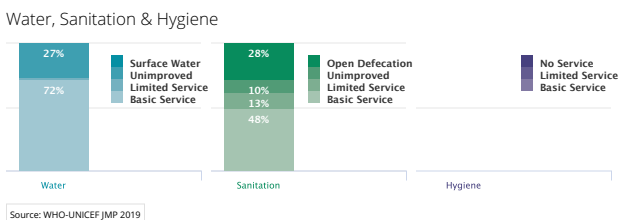
Source: WHO MCEE 2015



Child Health



Environmental



Policies, Systems & Financing

Legislative Policies

Legal age limit exists for adolescents to access family planning without spousal or parental consent

EMERGENCY CONTRACEPTION	CONTRACEPTIVE SERVICES
<input type="checkbox"/> Married Adolescents <input type="checkbox"/> Unmarried Adolescents	<input type="checkbox"/> Married Adolescents <input type="checkbox"/> Unmarried Adolescents

Legal status of abortion

<input checked="" type="checkbox"/> to save a woman's life	<input type="checkbox"/> to preserve physical health	<input type="checkbox"/> to preserve mental health	<input type="checkbox"/> for social & economic reason	<input type="checkbox"/> on request	<input type="checkbox"/> in case of rape	<input type="checkbox"/> in case of incest	<input type="checkbox"/> in case of foetal impairment
--	--	--	---	-------------------------------------	--	--	---

Maternity protection (Convention 183)

No

International Code of Marketing of Breastmilk Substitutes (provisions)

None **Few** **Many** **Full**

Legislation on food fortification

Wheat (MANDATORY)
 Maize (NO OR UNKNOWN)
 Rice (NO OR UNKNOWN)

Governance

Costed national implementation plan(s) for reproductive, maternal, newborn and child health available

Combined Plan Plan with at least one component

Maternal Death Review

<input type="checkbox"/> A national policy to notify all maternal deaths	<input type="checkbox"/> A national policy to review all maternal deaths	<input type="checkbox"/> A national maternal death review committee	<input type="checkbox"/> A subnational maternal death review committee	<input type="checkbox"/> Both national and subnational maternal death review committees	<input type="checkbox"/> maternal death review committee meetings
--	--	---	--	---	---

Civil society involvement in review of national maternal, newborn and child health programs

No Data

National coordinating body that looks at RMNCH or its components

No Data

National human rights institution authorized to consider matters related to RMNCH

No Data

Financing

Total expenditure on health, per capita: 188 2016

Government expenditure on health, per capita: 116 2016

Out of pocket expenditure as % of total expenditure on health: 0% 2016

General government expenditure on health as % of total government expenditure: 61% 2016

ODA to RMNCH (US\$)

Total: \$4 M 2017 Per capita: \$34 2017

Service Delivery

Life Saving Commodities in Essential Medicine List for RMNCH:

Reproductive Health: 1. Female Condom 2. Contraceptive Implants 3. Emergency Contraception

Maternal Health: 1. Oxytocin 2. Misoprostol 3. Magnesium sulfate

Newborn Health: 1. Injectable Antibiotics 2. Antenatal Corticosteroids 3. Chlorhexidine 4. Resuscitation equipment: Self-inflating bag

Child Health: 1. Amoxicillin 2. Oral Rehydration Salts 3. Zinc

National availability of functional Emergency Obstetric Care (% of recommended minimum): -

Density of skilled health professionals (per 10,000 population)

Doctors: 2.0 2013 Nurses/Midwives: 48.3 2016

Midwives authorized for specific tasks

<input type="checkbox"/> Parenteral antibiotics	<input type="checkbox"/> Parenteral oxytocin	<input type="checkbox"/> Parenteral anti-convulsants	<input type="checkbox"/> Manual removal of placenta	<input type="checkbox"/> Removal of retained products of conception	<input type="checkbox"/> Assisted vaginal delivery	<input type="checkbox"/> Newborn resuscitation
---	--	--	---	---	--	--