

CCI Country Score:

Demographics

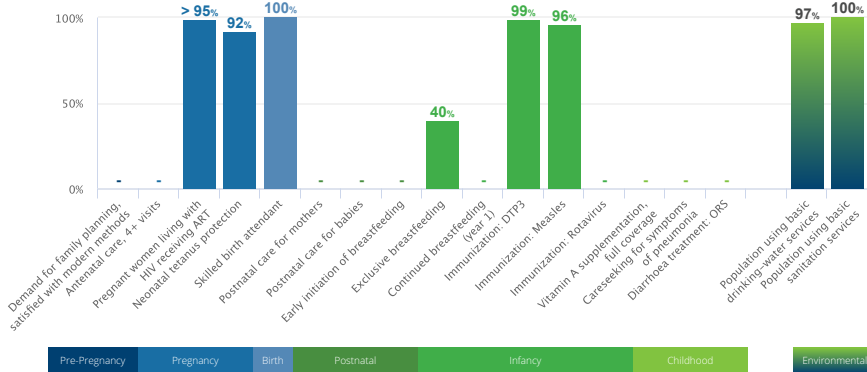
Total population (000)	31,950	2019	Birth registration	-
Total under 5 population (000)	2,620	2019	Total maternal deaths	150
Total adolescent (10-19) population (000)	5,185	2019	Lifetime risk of maternal deaths (1 in N)	1,600
Secondary completion rate (upper, females)	-	-	Stillbirth rate (per 1000 total births)	6
Total births (000)	531	2019	Neonatal deaths, as % of all <5 deaths	55%
Total fertility rate (births per woman)	2	2019	Total under 5 deaths (000)	4
Adolescent (15-19 years) birth rate (births per 1000 girls)	10	2016	Adolescent (10-19) mortality rate (per 100,000), by sex	26 girls 72 boys

Composite Coverage Index

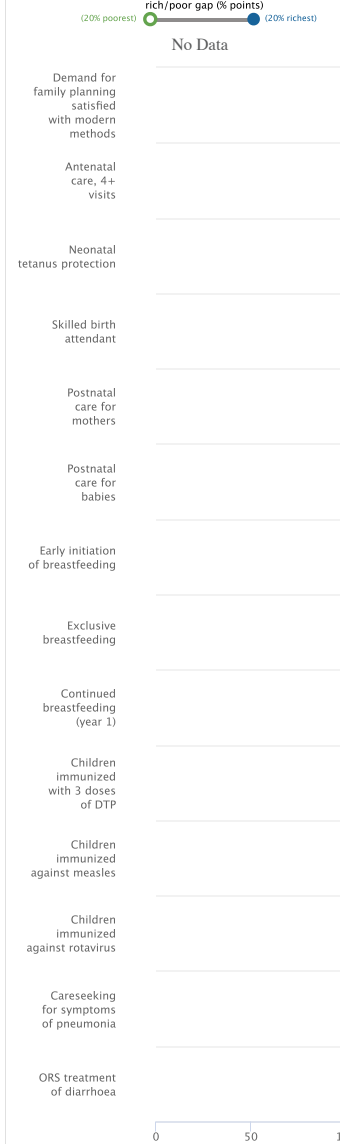


Continuum of Care Coverage

Percentage of those in need receiving coverage of key interventions across the continuum of care

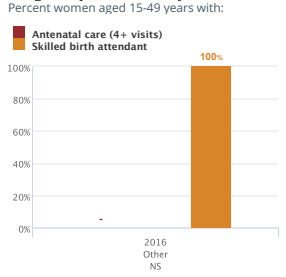


Equity

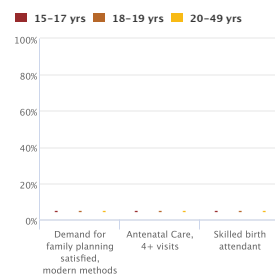


Maternal & Newborn Health

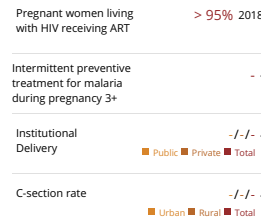
Pregnancy and Delivery Care



Adolescent Reproductive and Maternal Health



Additional Maternal and Neonatal Health Interventions

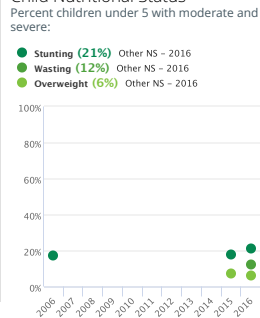


Women's & Children's Nutrition

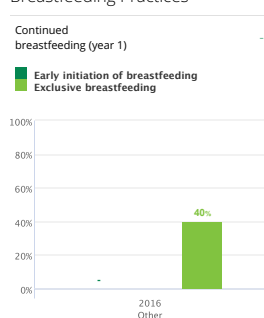
Essential Nutrition Indicators

Prevalence of anemia in women aged 15-49	25%	2016
Women of reproductive age, short stature	-	-
Women (20+) with: BMI <18.5 kg/m2 (thinness)	7%	2016
BMI 25-30 kg/m2 (overweight)	26%	2016
BMI > 30 kg/m2 (obese)	19%	2016
Iron/folic acid supplementation during pregnancy	-	-
Low birth weight prevalence	11%	2015
Vitamin A supplementation, full coverage	-	-
Minimum dietary diversity	-	-

Child Nutritional Status



Breastfeeding Practices



More information about indicator sources, definitions and other details can be found at: countdown2030.org/annexes

