

CCI Country Score:



Composite Coverage Index



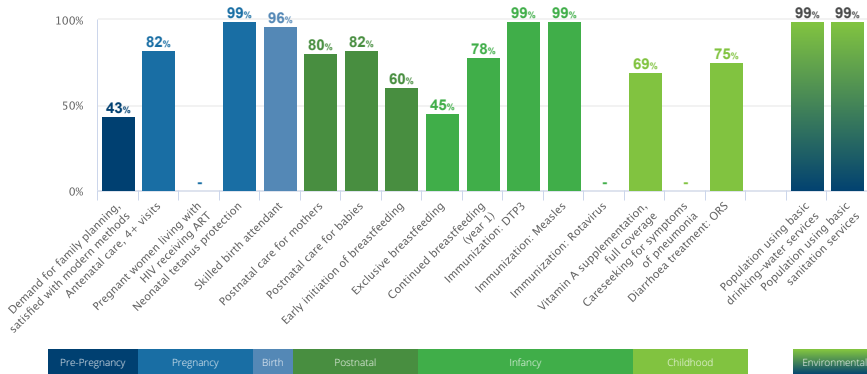
Demographics

Total population (000)	531	2019
Total under 5 population (000)	37	2019
Total adolescent (10-19) population (000)	60	2019
Secondary completion rate (upper, females)	-	-
Total births (000)	7	2019
Total fertility rate (births per woman)	1.8	2019
Adolescent (15-19 years) birth rate (births per 1000 girls)	10	2016

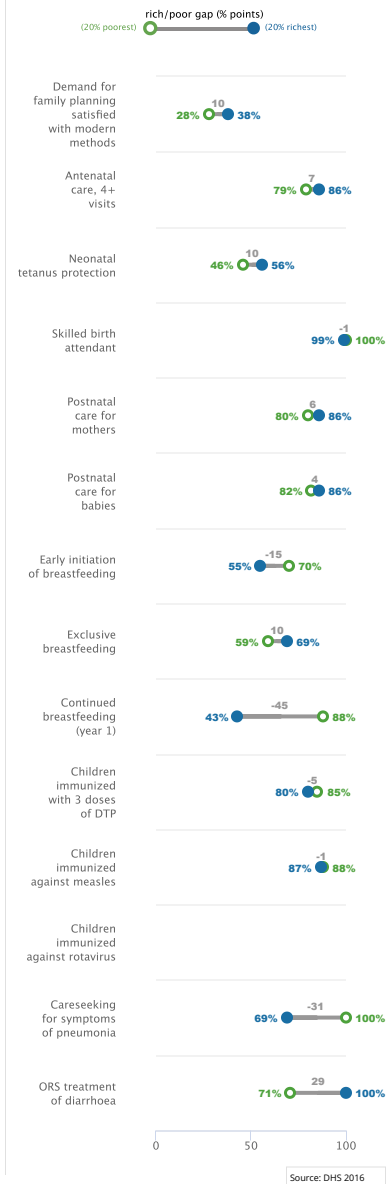
Birth registration	99%	2017
Total maternal deaths	4	2017
Lifetime risk of maternal deaths (1 in N)	840	2017
Stillbirth rate (per 1000 total births)	8	2015
Neonatal deaths, as % of all <5 deaths	55%	2018
Total under 5 deaths (000)	0	2018
Adolescent (10-19) mortality rate (per 100,000), by sex	34 girls 43 boys	2016

Continuum of Care Coverage

Percentage of those in need receiving coverage of key interventions across the continuum of care

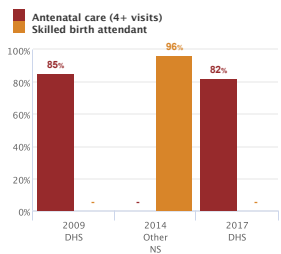


Equity

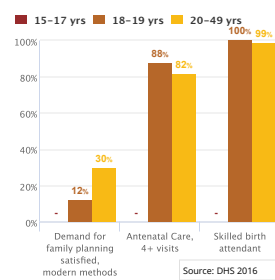


Maternal & Newborn Health

Pregnancy and Delivery Care



Adolescent Reproductive and Maternal Health



Additional Maternal and Neonatal Health Interventions

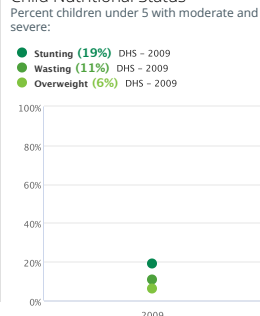
Pregnant women living with HIV receiving ART	-
Intermittent preventive treatment for malaria during pregnancy 3+	-
Institutional Delivery	73%/21%/95% 2016 (Public/Private/Total)
C-section rate	38%/30%/32% 2009 (Urban/Rural/Total)

Women's & Children's Nutrition

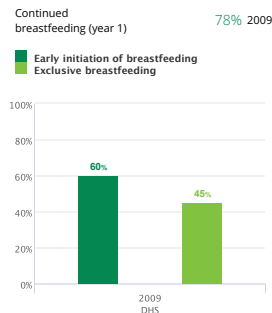
Essential Nutrition Indicators

Prevalence of anemia in women aged 15-49	43%	2016
Women of reproductive age, short stature	-	-
Women (20+) with: BMI <18.5 kg/m2 (thinness)	8%	2016
BMI 25-30 kg/m2 (overweight)	24%	2016
BMI > 30 kg/m2 (obese)	12%	2016
Iron/folic acid supplementation during pregnancy	46%	2016
Low birth weight prevalence	12%	2015
Vitamin A supplementation, full coverage	69%	2017
Minimum dietary diversity	48%	2009

Child Nutritional Status



Breastfeeding Practices



More information about indicator sources, definitions and other details can be found at: countdown2030.org/annexes

