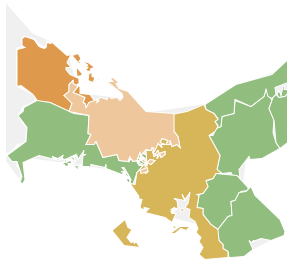


CCI Country Score: 79%

Demographics



Total population (000)	4,246	2019
Total under 5 population (000)	389	2019
Total adolescent (10-19) population (000)	721	2019
Secondary completion rate (upper, females)	68%	2018
Total births (000)	79	2019
Total fertility rate (births per woman)	2.4	2019
Adolescent (15-19 years) birth rate (births per 1000 girls)	79	2016

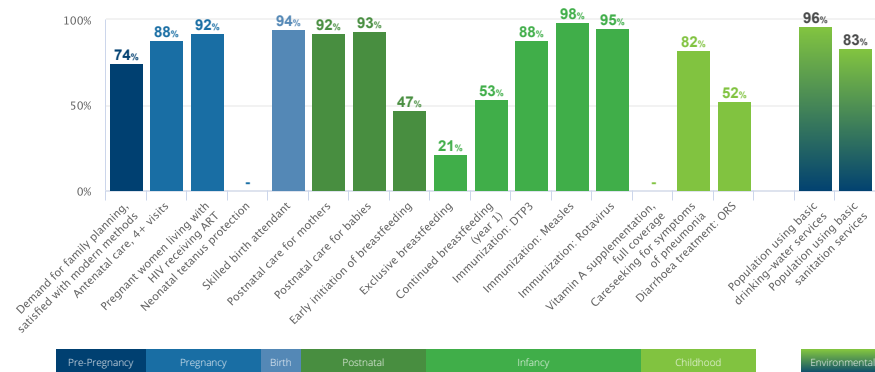
Birth registration	96%	2013
Total maternal deaths	41	2017
Lifetime risk of maternal deaths (1 in N)	750	2017
Stillbirth rate (per 1000 total births)	6	2015
Neonatal deaths, as % of all <5 deaths	56%	2018
Total under 5 deaths (000)	1	2018
Adolescent (10-19) mortality rate (per 100,000), by sex	46 girls 107 boys	2016

Composite Coverage Index

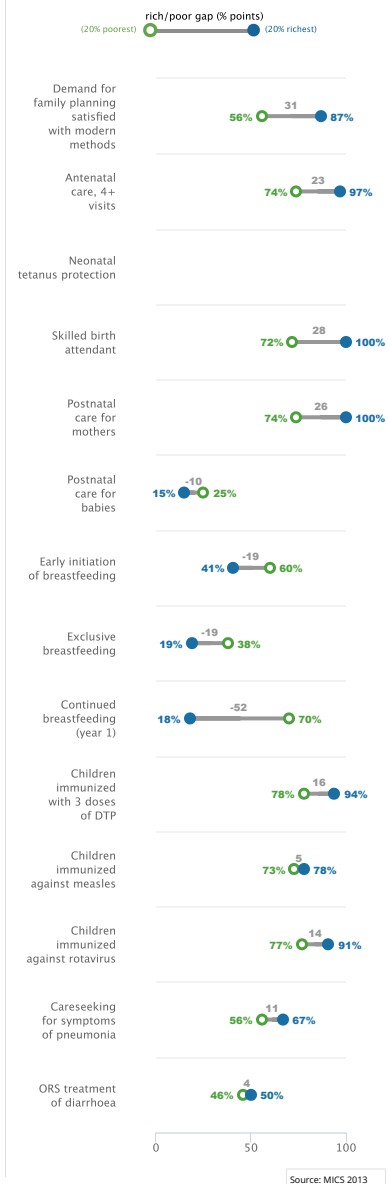


Continuum of Care Coverage

Percentage of those in need receiving coverage of key interventions across the continuum of care

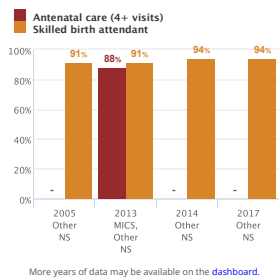


Equity

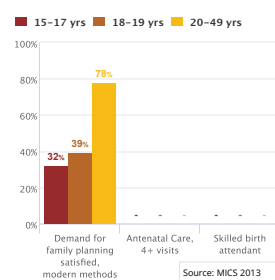


Maternal & Newborn Health

Pregnancy and Delivery Care



Adolescent Reproductive and Maternal Health



Additional Maternal and Neonatal Health Interventions

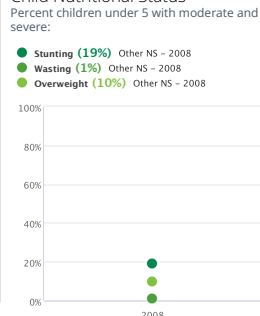
Pregnant women living with HIV receiving ART	92%	2018
Intermittent preventive treatment for malaria during pregnancy 3+	-	-
Institutional Delivery	85%/7%/91%	2013
C-section rate	34%/18%/28%	2013

Women's & Children's Nutrition

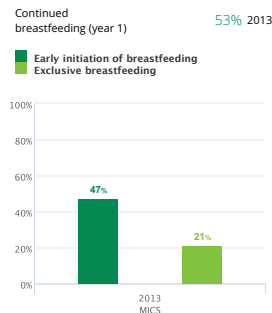
Essential Nutrition Indicators

Prevalence of anemia in women aged 15-49	23%	2016
Women of reproductive age, short stature	-	-
Women (20+) with BMI <18.5 kg/m2 (thinness)	2%	2016
BMI 25-30 kg/m2 (overweight)	34%	2016
BMI > 30 kg/m2 (obese)	29%	2016
Iron/folic acid supplementation during pregnancy	-	-
Low birth weight prevalence	10%	2015
Vitamin A supplementation, full coverage	-	-
Minimum dietary diversity	-	-

Child Nutritional Status

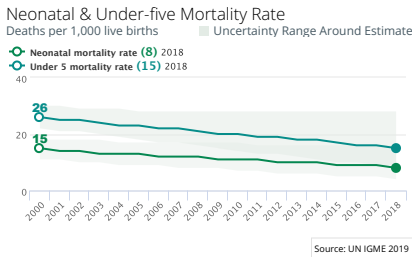
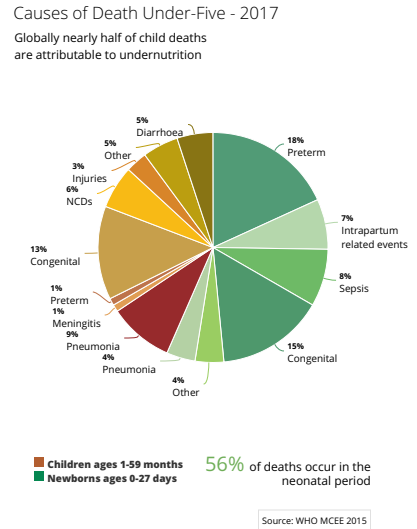
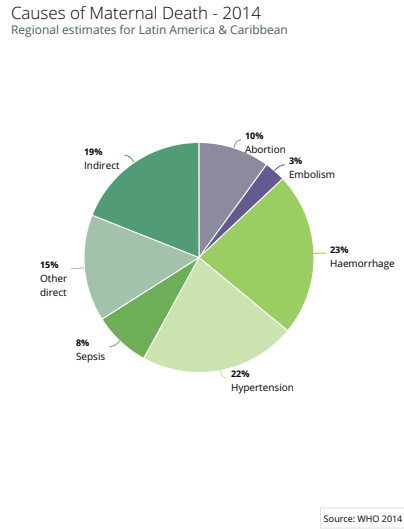
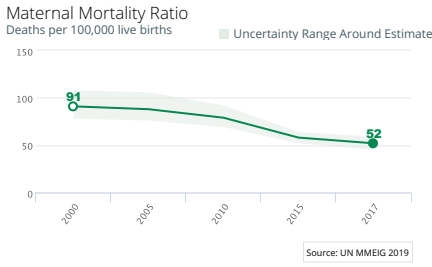


Breastfeeding Practices

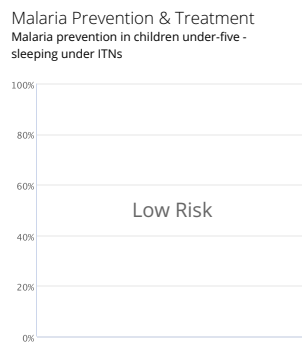
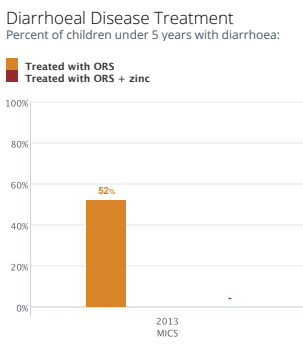
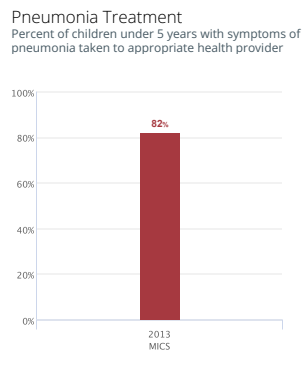
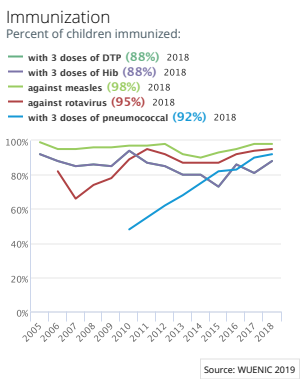


More information about indicator sources, definitions and other details can be found at: countdown2030.org/annexes

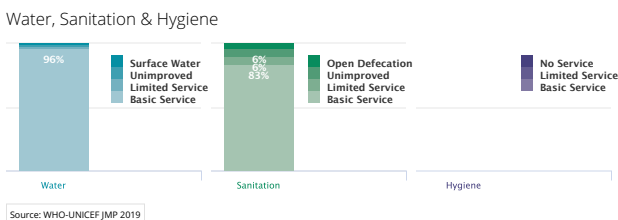
Demographics



Child Health



Environmental



Policies, Systems & Financing

Legislative Policies

Legal age limit exists for adolescents to access family planning without spousal or parental consent

EMERGENCY CONTRACEPTION	CONTRACEPTIVE SERVICES
<input checked="" type="checkbox"/> Married Adolescents	<input checked="" type="checkbox"/> Married Adolescents
<input checked="" type="checkbox"/> Unmarried Adolescents	<input checked="" type="checkbox"/> Unmarried Adolescents

Legal status of abortion

<input checked="" type="checkbox"/> to save a woman's life	<input checked="" type="checkbox"/> to preserve physical health	<input checked="" type="checkbox"/> to preserve mental health	<input checked="" type="checkbox"/> for social & economic reason	<input checked="" type="checkbox"/> on request	<input checked="" type="checkbox"/> in case of rape	<input checked="" type="checkbox"/> in case of incest	<input checked="" type="checkbox"/> in case of foetal impairment
--	---	---	--	--	---	---	--

Maternity protection (Convention 183): Partial

International Code of Marketing of Breastmilk Substitutes (provisions): Full

Legislation on food fortification: Mandatory (Wheat, Maize, Rice)

Governance

Costed national implementation plan(s) for reproductive, maternal, newborn and child health available:

- Combined Plan
- Plan with at least one component

Maternal Death Review 2019:

- A national policy to notify all maternal deaths
- A national policy to review all maternal deaths
- A national maternal death review committee
- A subnational maternal death review committee
- Both national and subnational maternal death review committees
- MONTHLY** maternal death review committee meetings

Civil society involvement in review of national maternal, newborn and child health programs: Yes

National coordinating body that looks at RMNCH or its components: Yes

National human rights institution authorized to consider matters related to RMNCH: Yes

Financing

Total expenditure on health, per capita	1041	2016
Government expenditure on health, per capita	683	2016
Out of pocket expenditure as % of total expenditure on health	27%	2016
General government expenditure on health as % of total government expenditure	66%	2016
ODA to RMNCH (US\$)	Total: \$5 M 2017	Per capita: \$1 2017

Service Delivery

Life Saving Commodities in Essential Medicine List for RMNCH:

Reproductive Health: 1. Female Condom 2. Contraceptive Implants 3. Emergency Contraception

Maternal Health: 1. Oxytocin 2. Misoprostol 3. Magnesium sulfate

Newborn Health: 1. Injectable Antibiotics 2. Antenatal Corticosteroids 3. Chlorhexidine

Child Health: 1. Amoxicillin 2. Oral Rehydration Salts 3. Zinc

National availability of functional Emergency Obstetric Care (% of recommended minimum): 53% 2016

Density of skilled health professionals (per 10,000 population): Doctors: 15.7 2016, Nurses/Midwives: 14.1 2016

Midwives authorized for specific tasks:

<input checked="" type="checkbox"/> Parenteral antibiotics	<input checked="" type="checkbox"/> Parenteral oxytocin	<input checked="" type="checkbox"/> Parenteral anti-convulsants	<input checked="" type="checkbox"/> Manual removal of placenta	<input checked="" type="checkbox"/> Removal of retained products of conception	<input checked="" type="checkbox"/> Assisted vaginal delivery	<input checked="" type="checkbox"/> Newborn resuscitation
--	---	---	--	--	---	---