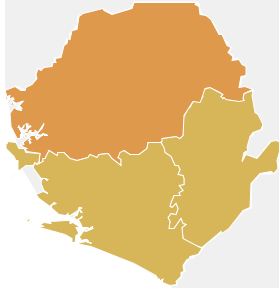


CCI Country Score: 67%



Composite Coverage Index

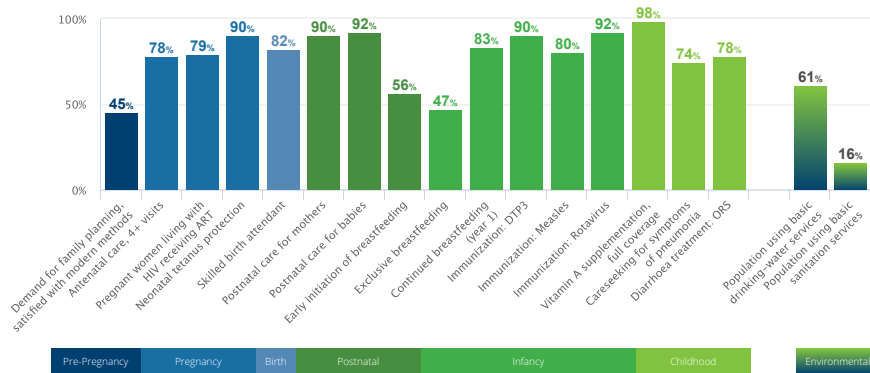


Demographics

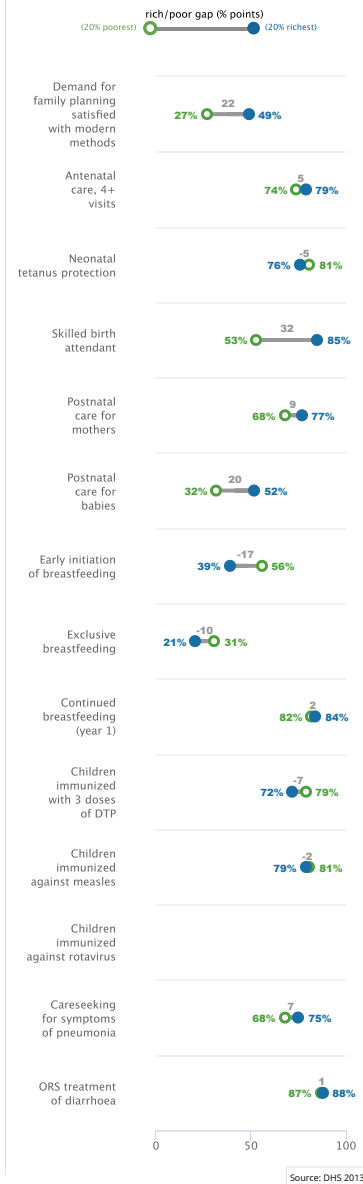
Total population (000)	7,813	2019	Birth registration	81%	2017
Total under 5 population (000)	1,147	2019	Total maternal deaths	2,900	2017
Total adolescent (10-19) population (000)	1,829	2019	Lifetime risk of maternal deaths (1 in N)	20	2017
Secondary completion rate (upper, females)	18%	2018	Stillbirth rate (per 1000 total births)	24	2015
Total births (000)	257	2019	Neonatal deaths, as % of all <5 deaths	32%	2018
Total fertility rate (births per woman)	4.2	2019	Total under 5 deaths (000)	26	2018
Adolescent (15-19 years) birth rate (births per 1000 girls)	101	2016	Adolescent (10-19) mortality rate (per 100,000), by sex	274 girls 285 boys	2016

Continuum of Care Coverage

Percentage of those in need receiving coverage of key interventions across the continuum of care



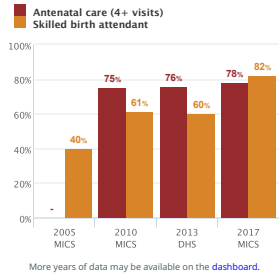
Equity



Maternal & Newborn Health

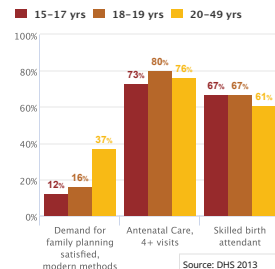
Pregnancy and Delivery Care

Percent women aged 15-49 years with:



More years of data may be available on the dashboard.

Adolescent Reproductive and Maternal Health



Source: DHS 2013

Additional Maternal and Neonatal Health Interventions

Pregnant women living with HIV receiving ART	79%	2015
Intermittent preventive treatment for malaria during pregnancy 3+	27%	2017
Institutional Delivery	73%/4%/77%	2017
C-section rate	5%/2%/3%	2017

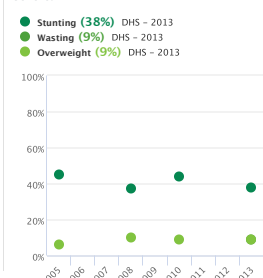
Women's & Children's Nutrition

Essential Nutrition Indicators

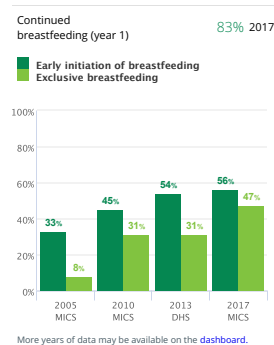
Prevalence of anemia in women aged 15-49	48%	2016
Women of reproductive age, short stature	2%	2013
Women (20+) with: BMI <18.5 kg/m2 (thinness)	9%	2016
BMI 25-30 kg/m2 (overweight)	23%	2016
BMI > 30 kg/m2 (obese)	14%	2016
Iron/folic acid supplementation during pregnancy	30%	2013
Low birth weight prevalence	14%	2015
Vitamin A supplementation, full coverage	98%	2017
Minimum dietary diversity	18%	2017

Child Nutritional Status

Percent children under 5 with moderate and severe:



Breastfeeding Practices



More years of data may be available on the dashboard.

More information about indicator sources, definitions and other details can be found at: countdown2030.org/annexes

