



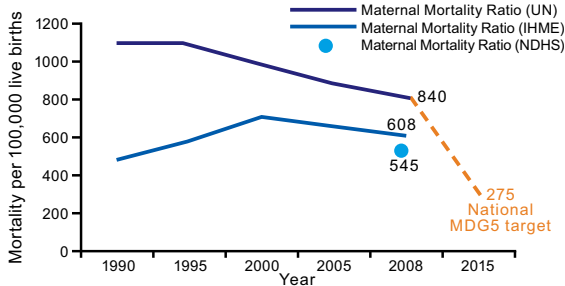
# Kaduna State

Indicator data are state-specific data for 2008, unless otherwise noted. Please see page 74 for indicator definitions and data sources.

## BIRTHS AND DEATHS

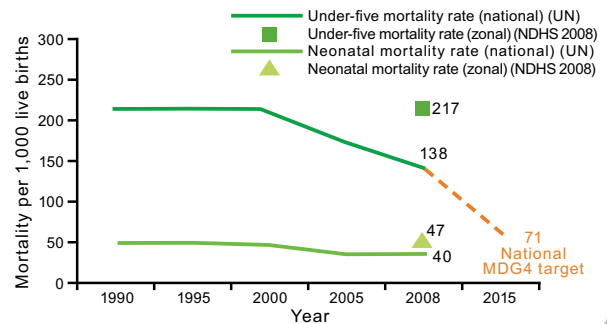
Population	6,552,000
Annual births	262,000
Neonatal mortality rate per 1000 live births (zonal)	47
Annual number of neonatal deaths	12,300
Under-five mortality rate per 1000 live births (zonal)	217
Annual number of under-five deaths	57,000
Maternal mortality ratio per 100,000 live births (national)	545
Annual number of maternal deaths	1400

## NATIONAL PROGRESS TO MDG5 AND REPRODUCTIVE HEALTH

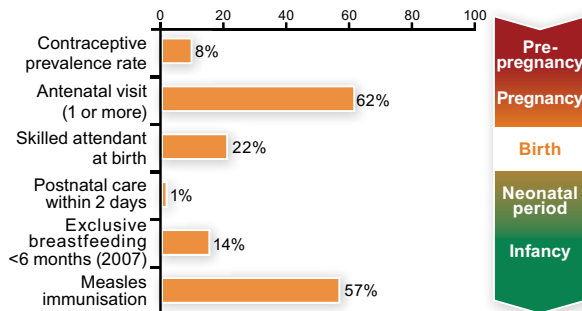


Total fertility rate	6.3
Adolescents who have begun childbearing (%)	32
Female genital cutting (%)	2
Unmet need for family planning (%)	21
C-section rate (%)	1.0

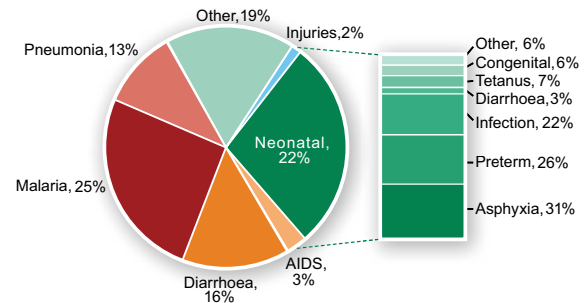
## NATIONAL PROGRESS TO MDG4



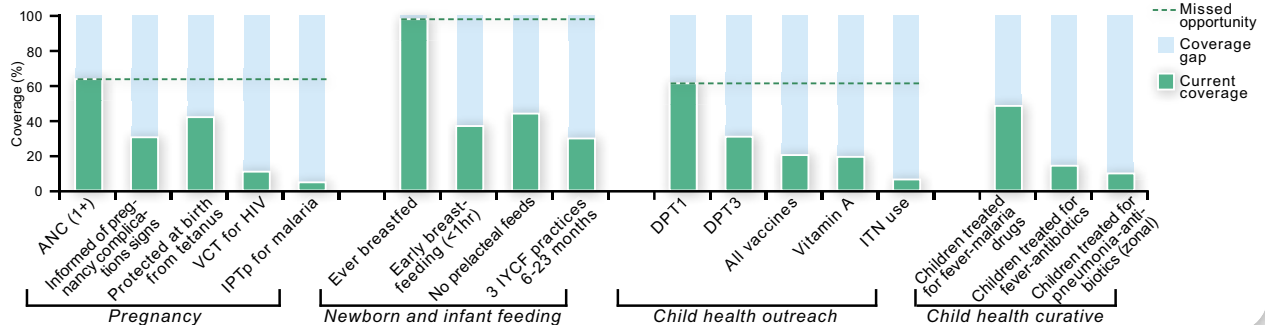
## COVERAGE ALONG THE CONTINUUM OF CARE



## CAUSES OF NEONATAL AND UNDER-FIVE MORTALITY



## MISSED OPPORTUNITIES IN KEY MATERNAL, NEWBORN AND CHILD HEALTH PACKAGES



## HEALTH SYSTEMS

Health information: Birth registration (%)	26
Human resources: Nurses and midwives & community health officers (per 10,000 pop)	88 & 83
Governance and leadership: IMNCH strategic planning initiated	Yes
Financing for health: IMNCH strategy costed	Yes
Medicines and equipment: Proportion of 20 essential child health medicines available at district health facilities	No data

## MATERNAL, NEWBORN AND CHILD LIVES SAVED AT 90% COVERAGE

% maternal lives saved	52%
Number of maternal lives saved	720
% neonatal lives saved	71%
Number of neonatal lives saved	8,800
% post-neonatal and child lives saved	75%
Number of post-neonatal and child lives saved	33,700